



Drinking Water Purification Products Catalog

- Taste Master® Purifiers
- Particulate Filters
- Special Application Filters
- Steri Flo® UV Sterilizers





Taste Master® Point-of-Use Purifiers

Typical Taste Master® Purifier Housing



Filtrine's popular Taste Master® purification system, contained in a 16 ga. durable, long-lasting stainless steel housing includes an easy-to-change carbon block element. All the benefits of filtered water are available at any potable water outlet.

Select from either one of these elements to ensure your drinking water has a fresh taste:

For a higher level of filtration and removal of pathogens:

0.5 MICRON CARBON BLOCK ELEMENT

Meets NSF/ANSI Standards 42 and 53 for removal of lead and:

- Sediment particles down to 0.5 microns
- Organic tastes and odors
- Chlorine taste and odor
- Pathogens including Cryptosporidium, Entamoeba Giardia and Toxoplasma

For standard water filtration:

5.0 MICRON CARBON BLOCK ELEMENT

Meets NSF/ANSI Standard 42 for removal of:

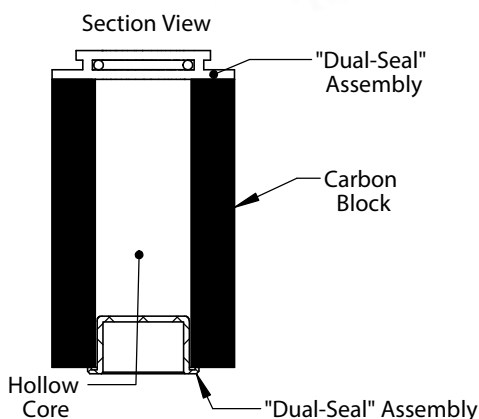
- Sediment particles down to 5.0 microns
- Organic tastes and odors
- Chlorine taste and odor

EXCLUSIVE "DUAL-SEAL" ELEMENT DESIGN

Conventional cartridge-type filters depend upon compression of the cartridge top and bottom to effect a seal. When wet the average cartridge loses some rigidity, making it impossible to stop water from bypassing the element.

Taste Master® elements do not rely on cartridge compression. Filtrine's exclusive "Dual-Seal" design, ensures first-day effectiveness for the life of the element.

Typical Taste Master® Element



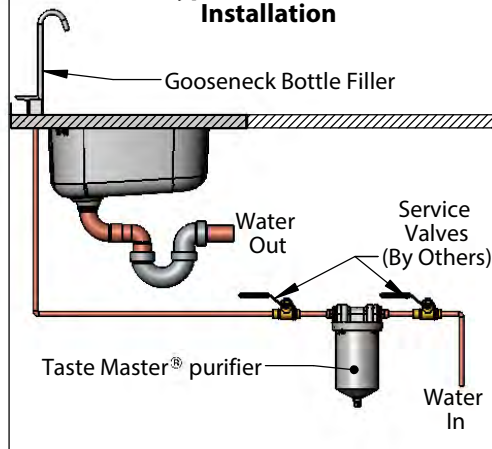
PURIFIER INSTALLATION

- Allow clear space under purifier to facilitate element change (see page 2).
- Water line temperature should be a maximum of 125°F and a maximum pressure of 150 psi.

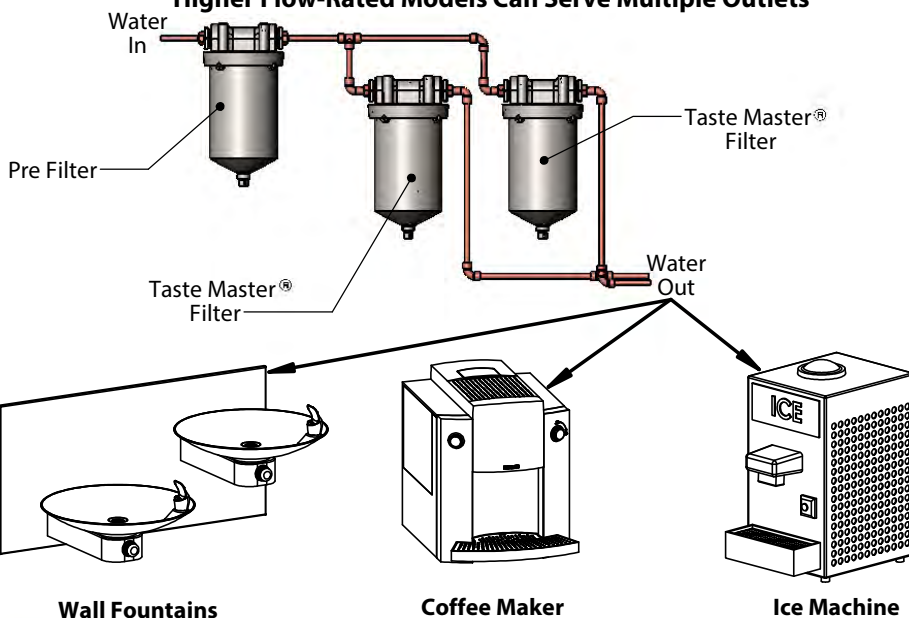
PURIFIER MAINTENANCE

- Replace element every 4 months or more often if required.

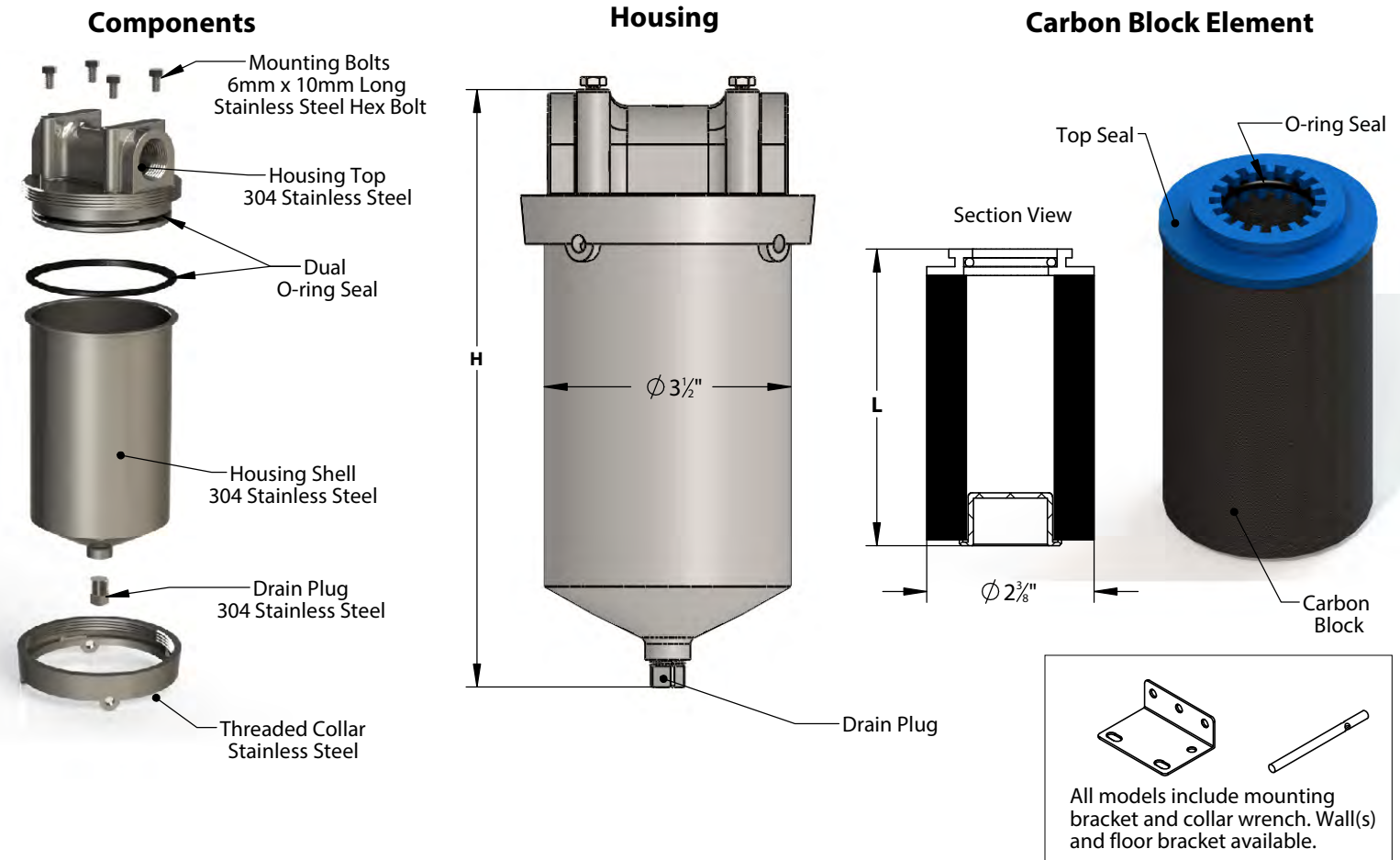
Typical Undersink Installation



Higher Flow-Rated Models Can Serve Multiple Outlets



Typical Purifier (For other sizes see tables below)



0.5 MICRON TASTE MASTER PURIFIERS

MODEL NO.	FLOW (GPM)	HOUSING				ELEMENTS			
		MODEL NO.	BOM NO.	H (INCH)	CONN IN/OUT	MODEL NO.	BOM NO.	L (INCH)	CLEARANCE BELOW HOUSING FOR SERVICE (INCH)
TMS1-0.5	0.75	TMS1	46.0897	8 $\frac{1}{2}"$	$\frac{3}{4}"$ FPT	TMS1-5-0.5-CB	46.2631	4 $\frac{1}{2}"$	6"
TMS2-0.5	1.5	TMS2	46.0898	13 $\frac{1}{2}"$	$\frac{3}{4}"$ FPT	TMS2-10-0.5-CB	46.2632	9 $\frac{1}{2}"$	6"
TMS3-0.5	3	TMS3	46.0899	23 $\frac{1}{2}"$	$\frac{3}{4}"$ FPT	TMS3-19-0.5-CB	46.2634	19 $\frac{1}{2}"$	6"

NOTE: Clean filter pressure drops 20psi at the rated flow. Consult factory when in-coming water has high turbidity or low pressure. Water line temperature a maximum of 125°F and a maximum pressure of 150 psi.

5 MICRON TASTE MASTER PURIFIERS

MODEL NO.	FLOW (GPM)	HOUSING				ELEMENTS			
		MODEL NO.	BOM NO.	H (INCH)	CONN IN/OUT	MODEL NO.	BOM NO.	L (INCH)	CLEARANCE BELOW HOUSING FOR SERVICE (INCH)
TMS1-5.0	1.5	TMS1	46.0897	8 $\frac{1}{2}"$	$\frac{3}{4}"$ FPT	TMS1-5-5.0-CB	46.2621	4 $\frac{1}{2}"$	6"
TMS2-5.0	3	TMS2	46.0898	13 $\frac{1}{2}"$	$\frac{3}{4}"$ FPT	TMS2-10-5.0-CB	46.2622	9 $\frac{1}{2}"$	6"
TMS3-5.0	5	TMS3	46.0899	23 $\frac{1}{2}"$	$\frac{3}{4}"$ FPT	TMS3-19-5.0-CB	46.2623	19 $\frac{1}{2}"$	6"

NOTE: Clean filter pressure drops 10psi at the rated flow. Consult factory when in-coming water has high turbidity or low pressure. Water line temperature a maximum of 125°F and a maximum pressure of 150 psi.



Taste Master® High-Flow Point-of-Use Purifiers

Typical Taste Master® Purifier Housing



Filtrine's popular Taste Master® purification system, contained in a 16 ga. durable, long-lasting stainless steel housing has an easy-to-change carbon element. All the benefits of high-flow filtered water are available at any potable water outlet.

The High-Flow Taste Master® element features include:

- Reduced pressure drop through the element
- Increased surface area for a more efficient filtration
- Combination particulate/carbon element reduces the need for a pre-filter

1 MICRON HIGH-FLOW CARBON ELEMENT

Meets NSF/ANSI Standards 42 and 53 for removal of:

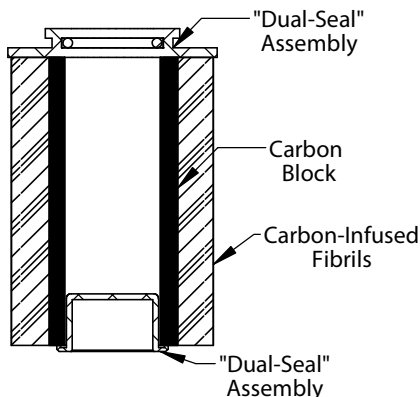
- Sediment particles down to 1 micron
- Organic tastes and odors
- Chlorine taste and odor

EXCLUSIVE "DUAL-SEAL" ELEMENT DESIGN

Conventional cartridge-type filters depend upon compression of the cartridge top and bottom to effect a seal. When wet the average cartridge loses some rigidity, making it impossible to stop water from bypassing the element.

Taste Master® elements do not rely on cartridge compression. Filtrine's exclusive "Dual-Seal" design, ensures first-day effectiveness for the life of the element.

Typical High-Flow Taste Master® Element



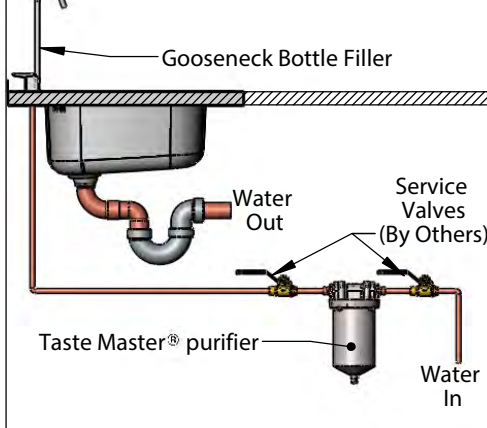
PURIFIER INSTALLATION

- Allow clear space under purifier to facilitate element change (see page 2).
- Water line temperature should be a maximum of 125°F and a maximum pressure of 150 psi.

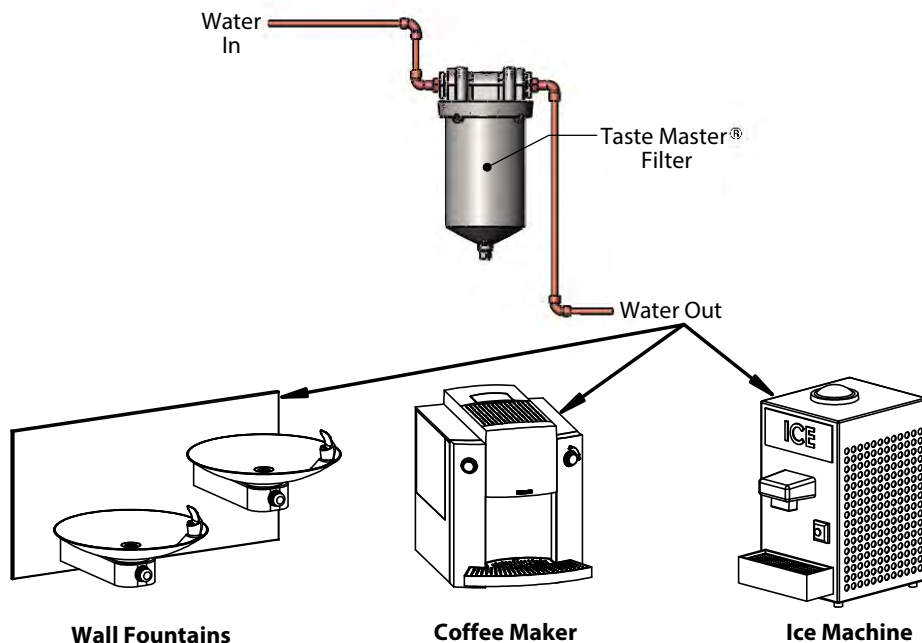
PURIFIER MAINTENANCE

- Replace element every 4 months or more often if required.

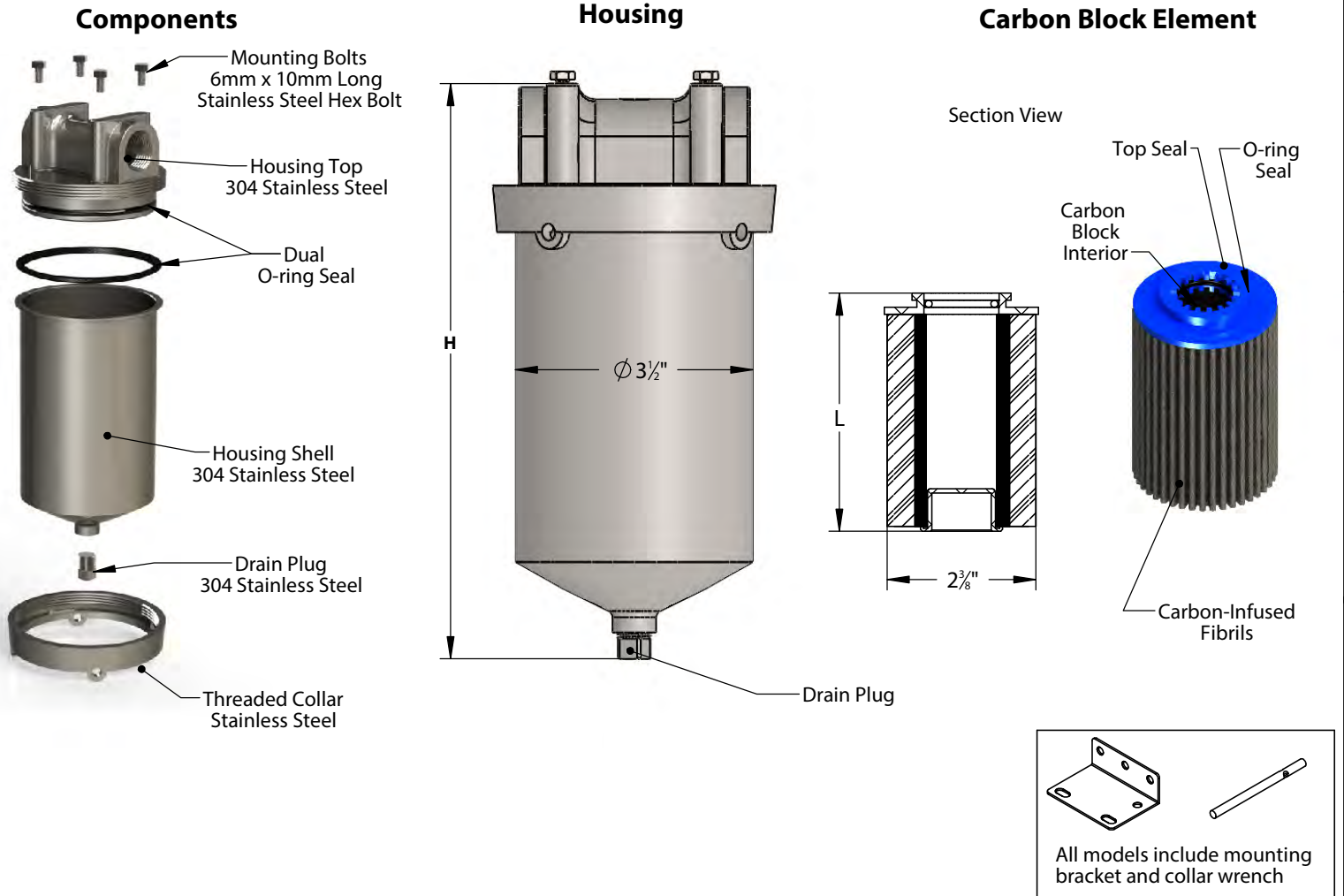
Typical Undersink Installation



High Flow-Rated Models Can Serve Multiple Outlets



Typical Purifier (For other sizes see tables below)



1 MICRON TASTE MASTER PURIFIERS

MODEL NO.	FLOW (GPM)	HOUSING				ELEMENTS			
		MODEL NO.	BOM NO.	H (INCH)	CONN IN/OUT	MODEL NO.	BOM NO.	L (INCH)	CLEARANCE BELOW HOUSING FOR SERVICE (INCH)
TMS1-1.0	2	TMS1	46.0897	8 $\frac{1}{2}"$	$\frac{3}{4}"$ FPT	TMS1-5-1.0-HF	46.2641	4 $\frac{1}{2}"$	6"
TMS2-1.0	5	TMS2	46.0898	13 $\frac{1}{2}"$	$\frac{3}{4}"$ FPT	TMS2-10-1.0-HF	46.2642	9 $\frac{1}{2}"$	6"

NOTE: Clean filter pressure drops 5 psi at the rated flow. Consult factory when in-coming water has high turbidity or low pressure.

Water line temperature should be a maximum of 125°F and a maximum pressure of 150 psi.

In-Line Taste Master® Purifiers

0.5 Micron Elements - 2.5 to 10 GPM Flow Rates

Typical Taste Master® Purifier



Filtrine's popular Taste Master® in-line purification system is contained in a 16 ga. durable, long-lasting stainless steel housing with an easy-to-change spun poly and carbon block elements. All the benefits of clear filtered water are available at any potable water outlet by the simple addition of a Taste Master® in-line system.

Taste Master® two stage in-line purification system includes:

Stage One Pre-filtration:

5.0 MICRON SPUN POLY PRE-FILTER ELEMENT

- Removes suspended particles
- Increases efficiency and life of carbon block elements

Stage Two Purification:

0.5 MICRON CARBON BLOCK ELEMENT

Meets NSF/ANSI Standards 42 and 53 for removal of lead and:

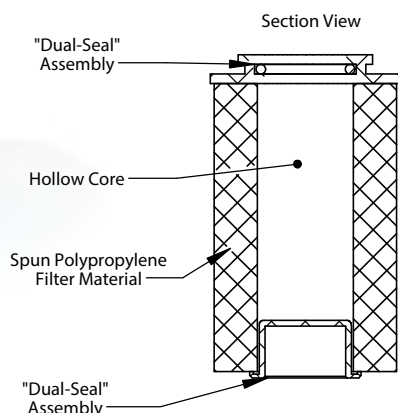
- Organic tastes and odors
- Chlorine tastes and odors
- Sediment particles to 0.5 microns
- Pathogens including Cryptosporidium, Entamoeba, Giardia and Toxoplasma

Stage One Pre-Filtration

Typical Pre-Filter Spun Poly Element



Typical Pre-Filter Element Schematic



EXCLUSIVE "DUAL-SEAL" ELEMENT DESIGN

Conventional cartridge-type filters depend upon compression of the cartridge top and bottom to effect a seal. When wet the average cartridge loses some rigidity, making it impossible to stop water from bypassing the element.

Taste Master® elements do not rely on cartridge compression. Filtrine's exclusive "Dual-Seal" design, ensures first-day effectiveness for the life of the element.

PURIFIER MAINTENANCE *

1. Turn off water supply to the filter.
2. Unscrew vent cap (if available) at outlet of filter to relieve pressure.
3. DO NOT remove plug at the bottom of housings. If plug is removed, use Gray Stainless Steel Thread Tape and sealant to reinstall.
4. Unscrew collar with tool provided and pull housing down slightly below manifold.
5. Twist used cartridge off receiver hub while lowering housing to capture excess water.
6. Twist new cartridge onto receiver hub.
7. Lift housing over cartridge onto manifold and verify o-ring seal.
8. Screw collar onto manifold, tightening by hand and tool (if needed).
9. Turn on water supply to the filter and relieve air out vent cap (if available).
10. Filter is now in service.

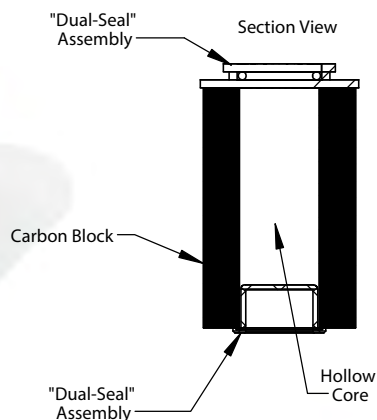
*Replacement frequency depends on turbidity of the water supply and the amount of water used. Under average conditions this is once every four months.

Stage Two Purification

Typical Taste Master® Carbon Block Element



Typical Taste Master® Element Schematic



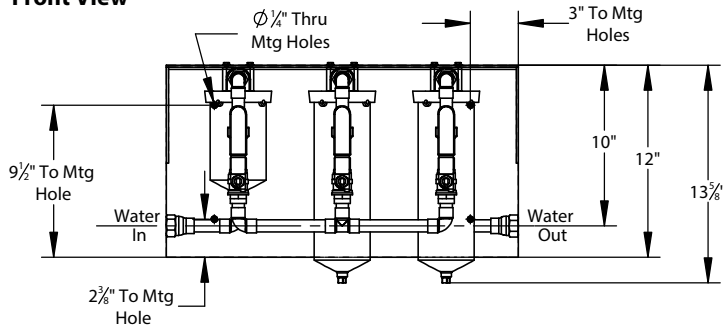
Element replacement instructions and ordering information are on each filter housing

In-Line Taste Master® Purifiers

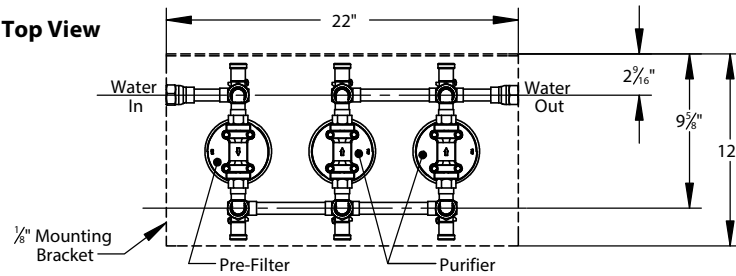
0.5 Micron Elements - 2.5 to 10 GPM Flow Rates

IL2.5-PFSTMS-0.5 Schematic

Front View

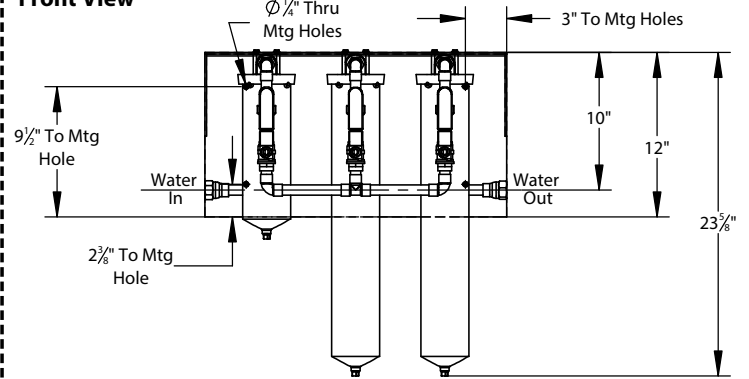


Top View

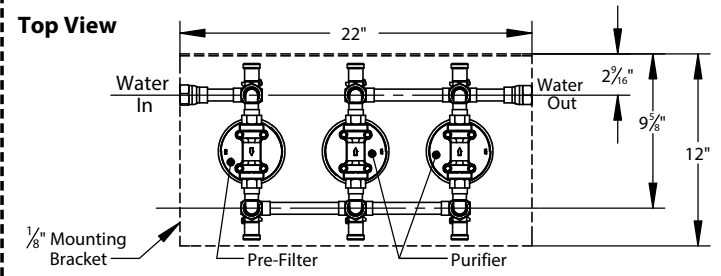


IL5-PFSTMS-0.5 Schematic

Front View

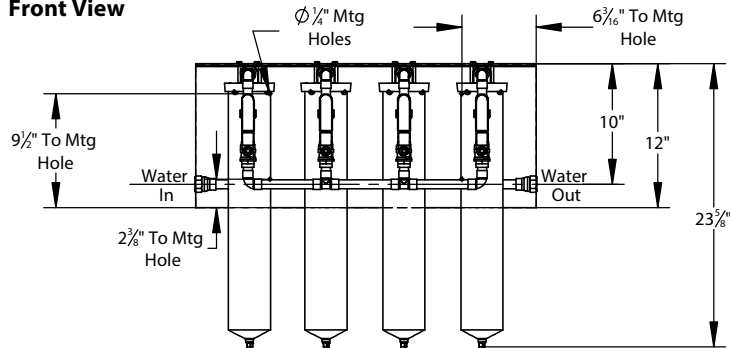


Top View

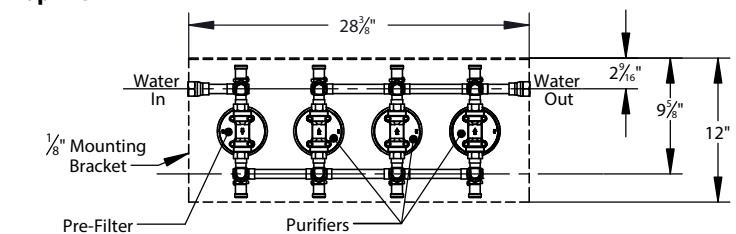


IL7.5-PFSTMS-0.5 Schematic

Front View

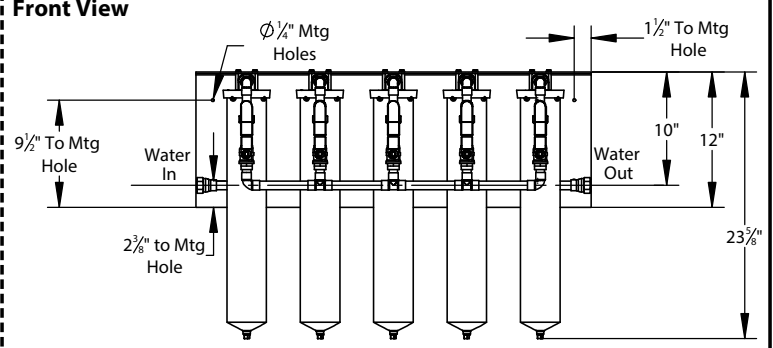


Top View

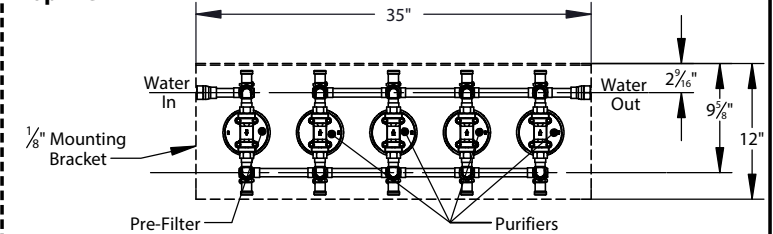


IL10-PFSTMS-0.5 Schematic

Front View



Top View



0.5 MICRON IN-LINE PURIFIER

FILTER MODEL NUMBER	FLOW (GPM)	SPUN POLY PRE-FILTER			CARBON BLOCK PURIFIER			WATER CONN. IN/OUT (IN)
		[QTY] HOUSING	[QTY] ELEMENT	ELEMENT PART #	[QTY] HOUSING	[QTY] ELEMENT	ELEMENT PART #	
IL2.5-PFSTMS-0.5	2.5	[1] PFS4	[1] PFS4-5-5-SP	46.2527	[2] TMS2	[2] TMS2-10-0.5-CB	46.2612	3/4" FPT
IL5-PFSTMS-0.5	5	[1] PFS6	[1] PFS6-10-5-SP	46.2530	[2] TMS3	[2] TMS3-19-0.5-CB	46.2613	3/4" FPT
IL7.5-PFSTMS-0.5	7.5	[1] PFS10	[1] PFS10-19-5-SP	46.2324	[3] TMS3	[3] TMS3-19-0.5-CB	46.2613	3/4" FPT
IL10-PFSTMS-0.5	10	[1] PFS10	[1] PFS10-19-5-SP	46.2324	[4] TMS3	[4] TMS3-19-0.5-CB	46.2613	3/4" FPT

Note: Clean filter pressure drops by 20 psi at the rated flow.

Consult factory when in-coming water has high turbidity or low pressure.

In-Line Taste Master® Purifiers

5 Micron Elements - 5 to 20 GPM Flow Rates

Typical Taste Master® Purifier Housing



Filtrine's popular Taste Master® in-line purification system is contained in a 16 ga. durable, long-lasting stainless steel housing with an easy-to-change spun poly and carbon block elements. All the benefits of clear filtered water are available at any potable water outlet by the simple addition of a Taste Master® in-line system.

Taste Master® two stage in-line purification system includes:

Stage One Pre-filtration:

5.0 MICRON SPUN POLY PRE-FILTER ELEMENT

- Removes suspended particles
- Increases efficiency and life of carbon block elements

Stage Two Purification:

5.0 MICRON CARBON BLOCK ELEMENT

Meets NSF/ANSI Standard 42 for removal of:

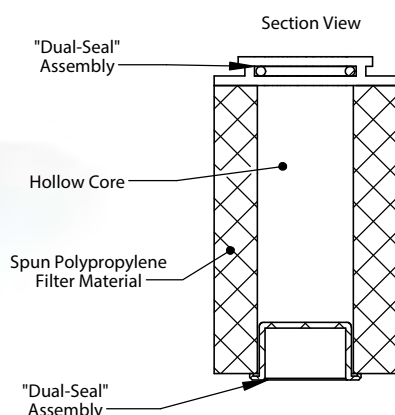
- Sediment particles to 5.0 microns
- Organic tastes and odors
- Chlorine tastes and odors

Stage One Pre-Filtration

Typical Pre-Filter Spun Poly Element



Typical Pre-Filter Element Schematic



EXCLUSIVE "DUAL-SEAL" ELEMENT DESIGN

Conventional cartridge-type filters depend upon compression of the cartridge top and bottom to effect a seal. When wet the average cartridge loses some rigidity, making it impossible to stop water from bypassing the element.

Taste Master® elements do not rely on cartridge compression. Filtrine's exclusive "Dual-Seal" design ensures first-day effectiveness for the life of the element.

PURIFIER MAINTENANCE *

1. Turn off water supply to the filter.
2. Unscrew vent cap (if available) at outlet of filter to relieve pressure.
3. DO NOT remove plug at the bottom of housings. If plug is removed, use Gray Stainless Steel Thread Tape and sealant to reinstall.
4. Unscrew collar with tool provided and pull housing down slightly below manifold.
5. Twist used cartridge off receiver hub while lowering housing to capture excess water.
6. Twist new cartridge onto receiver hub.
7. Lift housing over cartridge onto manifold and verify o-ring seal.
8. Screw collar onto manifold, tightening by hand and tool (if needed).
9. Turn on water supply to the filter and relieve air out vent cap (if available).
10. Filter is now in service.

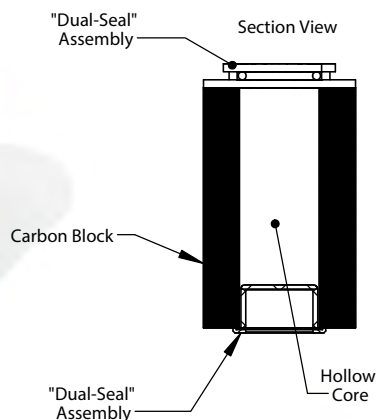
*Replacement frequency depends on turbidity of the water supply and the amount of water used. Under average conditions this is once every four months.

Stage Two Purification

Typical Taste Master® Carbon Block Element



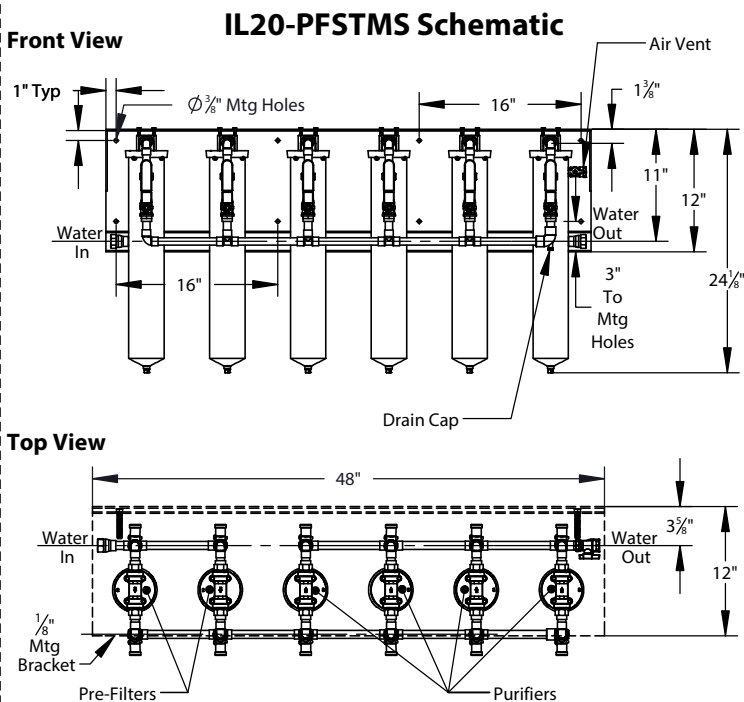
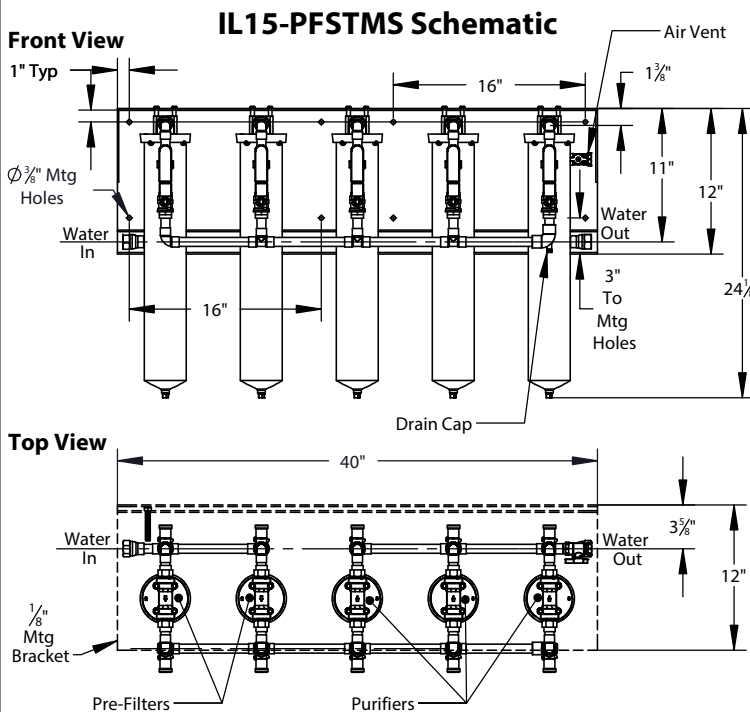
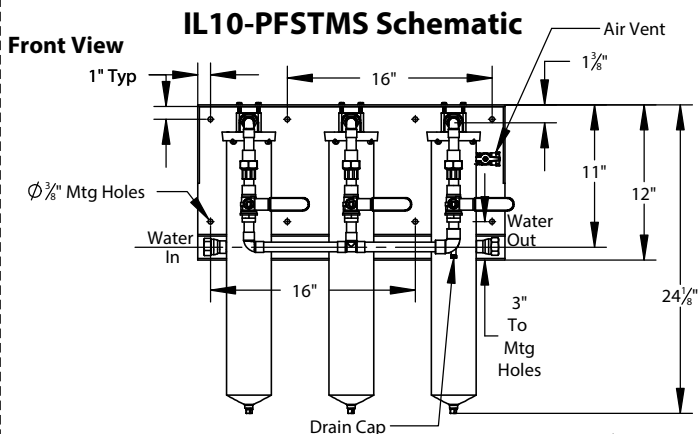
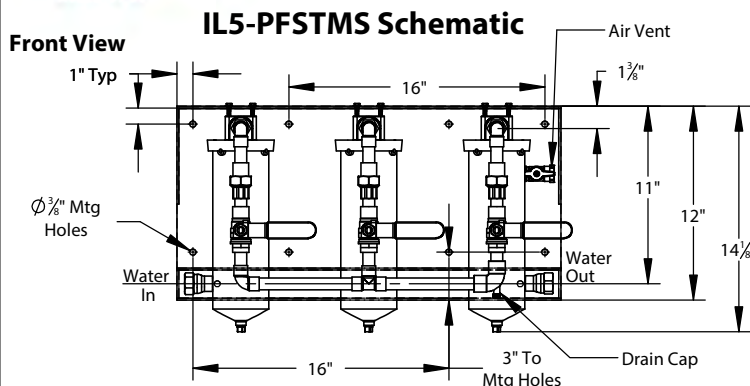
Typical Taste Master® Element Schematic



Element replacement instructions and ordering information are on each filter housing

In-Line Taste Master® Purifiers

5 Micron Elements - 5 to 20 GPM Flow Rates



5 MICRON IN-LINE PURIFIER

FILTER MODEL NUMBER	FLOW (GPM)	SPUN POLY PRE-FILTER			CARBON BLOCK PURIFIER			WATER CONN. IN/OUT (IN)
		[QTY] HOUSING	[QTY] ELEMENT	ELEMENT PART #	[QTY] HOUSING	[QTY] ELEMENT	ELEMENT PART #	
IL5-PFSTMS	5	[1] PFS6	[1] PFS6-10-5-SP	46.2530	[2] TMS2	[2] TMS2-10-5-CB	46.2622	3/4" FPT
IL10-PFSTMS	10	[1] PFS10	[1] PFS10-19-5-SP	46.2324	[2] TMS3	[2] TMS3-19-5-CB	46.2623	3/4" FPT
IL15-PFSTMS	15	[2] PFS10	[2] PFS10-19-5-SP	46.2324	[3] TMS3	[3] TMS3-19-5-CB	46.2623	1" FPT
IL20-PFSTMS	20	[2] PFS10	[2] PFS10-19-5-SP	46.2324	[4] TMS3	[4] TMS3-19-5-CB	46.2623	1" FPT

Note: Clean filter pressure drops by 10 psi at the rated flow
Consult factory when in-coming water has high turbidity or low pressure



TASTE MASTER® IN-LINE PURIFIERS

WITH 0.5 MICRON CARBON ELEMENTS – 25 TO 160 GPM FLOW RATE



TYPICAL INLINE PURIFIER SHOWN
without cabinet

Filtrine's Taste Master® in-line water purification system is contained in a durable stainless steel housing with easy-to-change spun poly and carbon block elements. All the benefits of clear filtered water are available at any potable water outlet by the simple addition of a Taste Master in-line system.

Two critical elements ensure your drinking water is lead-free and has a fresh taste:

5 MICRON SPUN POLY PRE-FILTER ELEMENT

- Removes suspended particles
- Increases efficiency and life of carbon block elements

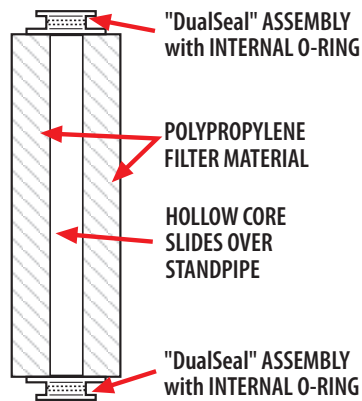
0.5 MICRON CARBON BLOCK ELEMENT

Meets NSF/ANSI Standards 42 and 53 for removal of:

- Lead
- Organic tastes and odors
- Chlorine taste and odor
- Sediment particles to 0.5 microns
- Pathogens including Cryptosporidium, Entamoeba Giardia and Toxoplasma

STAGE ONE PRE-FILTRATION

TYPICAL PRE-FILTER
ELEMENT SCHEMATIC

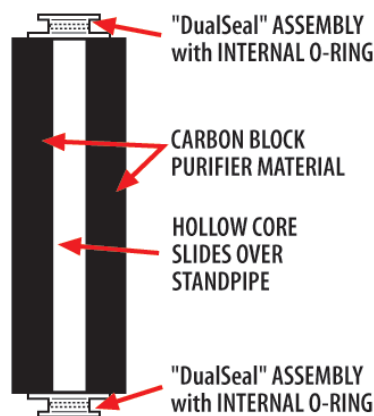


TYPICAL PRE-FILTER
SPUN POLY ELEMENT



STAGE TWO PURIFICATION

TYPICAL Taste Master
ELEMENT SCHEMATIC



TYPICAL Taste Master
CARBON BLOCK ELEMENT

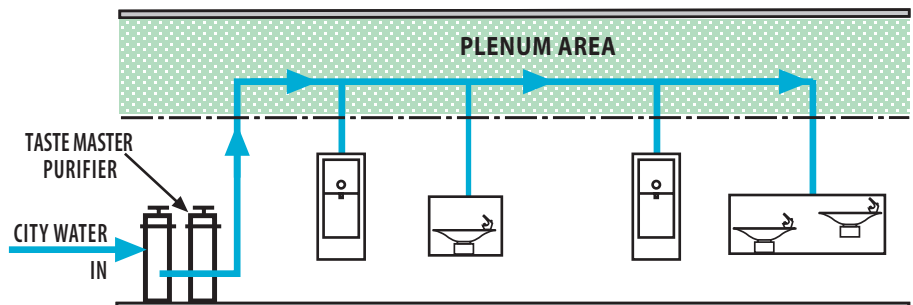


EXCLUSIVE "DUAL-SEAL" ELEMENT DESIGN

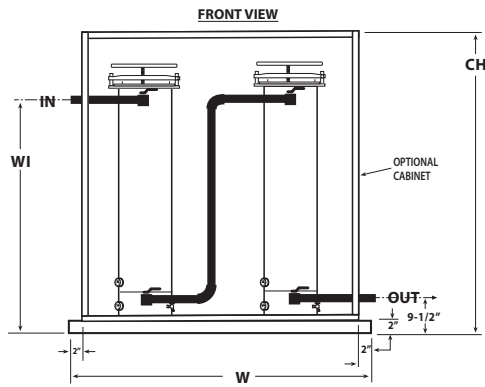
Conventional cartridge-type filters depend upon compression of the cartridge top and bottom to effect a seal. When wet, the average cartridge loses some rigidity, making it impossible to maintain this original seal.

Taste Master elements do not rely on cartridge compression. Filtrine's exclusive "Dual-Seal" design ensures first-day effectiveness for the life of the element.

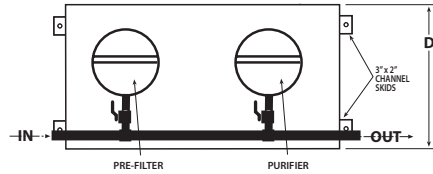
TASTE MASTER INSTALLATION



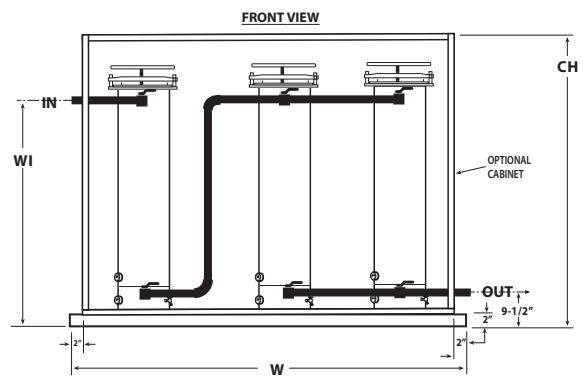
IL25-PFTM-0.5



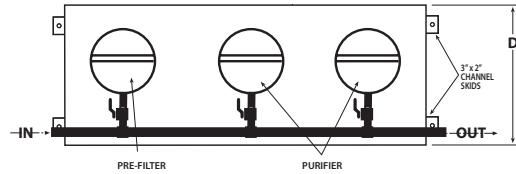
TOP VIEW



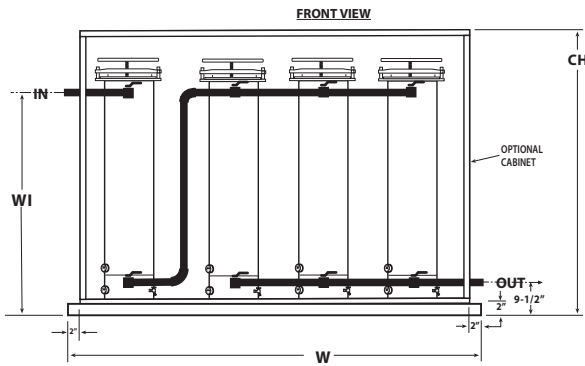
IL35-PFTM-0.5 / IL45-PFTM-0.5 / IL90-PFTM-0.5



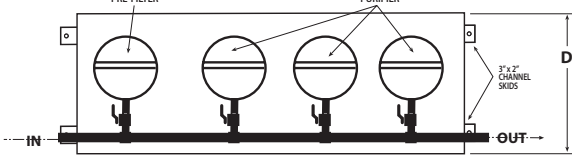
TOP VIEW



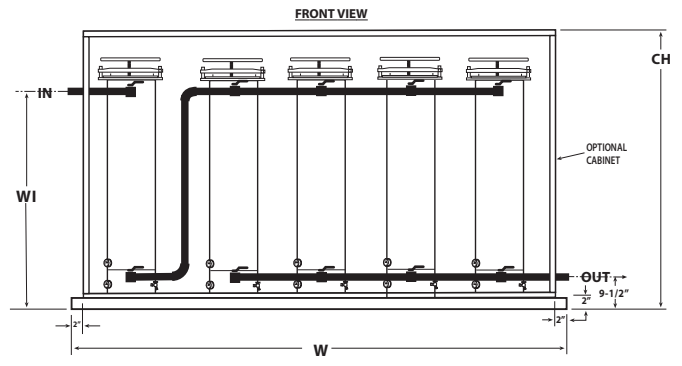
IL140-PFTM-0.5



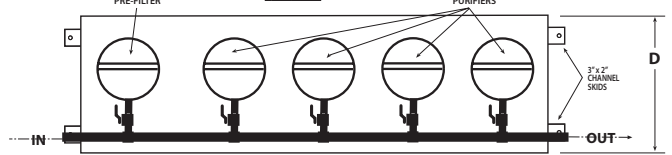
TOP VIEW



IL160-PFTM-0.5



TOP VIEW



0.5 MICRON IN-LINE TASTE MASTER® FILTER / PURIFIER SELECTION CHART

MODEL NUMBER	FLOW GPM	SPUN POLY PRE-FILTER			CARBON BLOCK PURIFIER			DIMENSIONS - INCHES				CONN IN/OUT	SHIP WT LBS
		[QTY] HOUSING	[QTY] ELEMENT	ELEMENT ORDER #	[QTY] HOUSING	[QTY] ELEMENT	ELEMENT ORDER #	W	D	CH	WI		
IL25-PFTM-0.5	25	[1] PF40	[4] PF10-17-5-SP	46.0324	[1] TM35	[7] TM3-17-0.5-CB	46.0633	36	28	47	30	1-1/2"	500
IL35-PFTM-0.5	35	[1] PF40	[4] PF70-17-5-SP	46.0324	[2] TM35	[14] TM3-17-0.5-CB	46.0633	56	28	47	30	2"	650
IL45-PFTM-0.5	45	[1] PF70	[7] PF70-17-5-SP	46.0324	[2] TM35	[14] TM3-17-0.5-CB	46.0633	56	28	47	30	2"	650
IL90-PFTM-0.5	90	[1] PF140	[7] PF140-35-5-SP	46.0326	[2] TM70	[14] TM4-35-0.5-CB	46.0635	56	28	66	48	3"	800
IL140-PFTM-0.5	140	[1] PF140	[7] PF140-35-5-SP	46.0326	[3] TM70	[21] TM4-35-0.5-CB	46.0635	72	28	66	48	3"	1100
IL160-PFTM-0.5	160	[1] PF140	[7] PF140-35-5-SP	46.0326	[4] TM70	[28] TM4-35-0.5-CB	46.0635	98	28	66	48	3"	1400

NOTE: Clean filter pressure drops by 20 psi at the rated flow. Consult factory when in-coming water has high turbidity or low pressure.

Taste Master® IN-LINE PURIFIERS

5 MICRON ELEMENTS – 35 TO 140 GPM FLOW RATE



TYPICAL INLINE PURIFIER SHOWN
without cabinet

Filtrine's Taste Master in-line water purification system is contained in a durable stainless steel housing (rated at 125 psid working pressure) with easy-to-change spun poly and carbon block elements. All the benefits of clear filtered water are available at any potable water outlet by the simple addition of a Taste Master in-line system.

Two critical elements ensure your drinking water has a fresh taste:

5 MICRON SPUN POLY PRE-FILTER ELEMENT

- Removes suspended particles
- Increases efficiency and life of carbon block elements

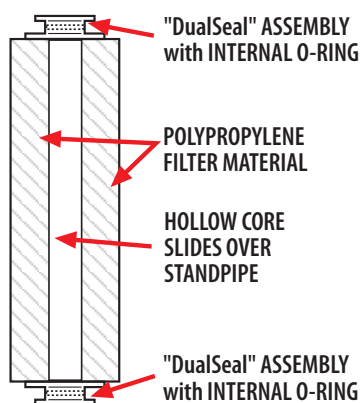
5 MICRON CARBON BLOCK ELEMENT

Meets NSF/ANSI Standard 42 for removal of:

- Organic tastes and odors
- Chlorine taste and odor
- Sediment particles to 5 microns

STAGE ONE PRE-FILTRATION

TYPICAL PRE-FILTER
ELEMENT SCHEMATIC

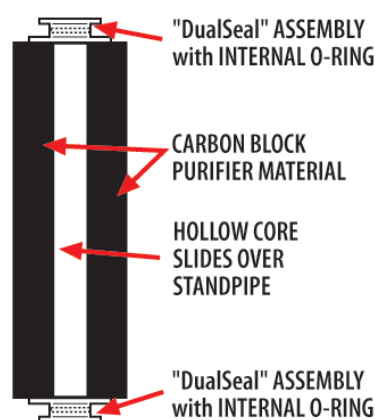


TYPICAL PRE-FILTER
SPUN POLY ELEMENT



STAGE TWO PURIFICATION

TYPICAL TASTE MASTER
ELEMENT SCHEMATIC



TYPICAL TASTE MASTER
CARBON BLOCK ELEMENT

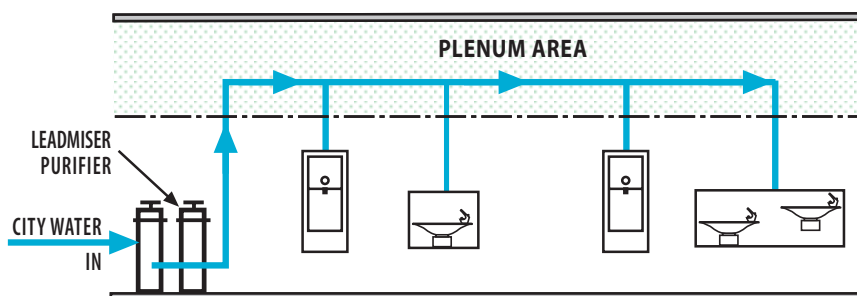


EXCLUSIVE "DUAL-SEAL" ELEMENT DESIGN

Conventional cartridge-type filters depend upon compression of the cartridge top and bottom to effect a seal. When wet, the average cartridge loses some rigidity, making it impossible to maintain this original seal.

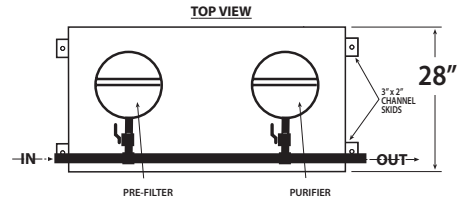
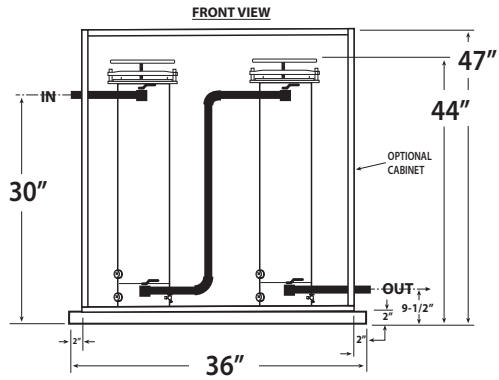
Taste Master elements do not rely on cartridge compression. Filtrine's exclusive "Dual-Seal" design ensures first-day effectiveness for the life of the element.

TASTE MASTER INSTALLATION



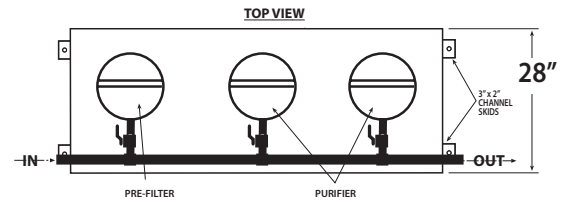
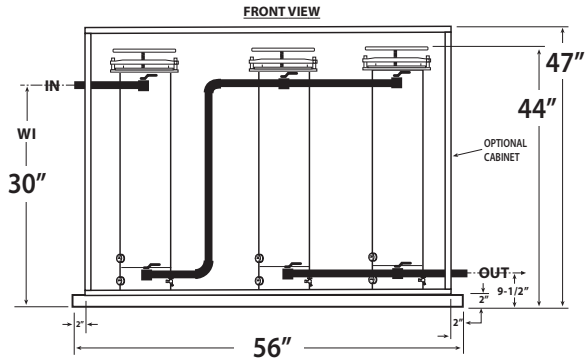
IL35-PFTM Schematic

20" Minimum Clearance Above Filter Housings



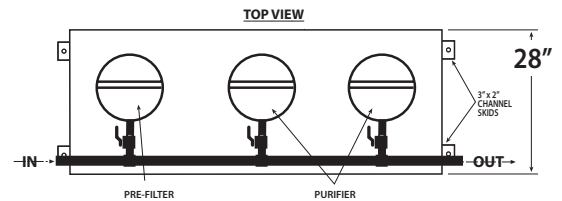
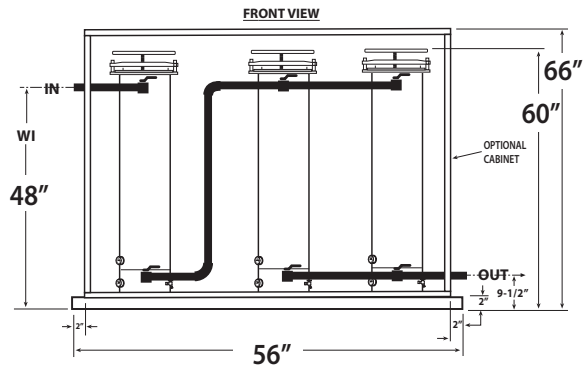
IL70-PFTM Schematic

20" Minimum Clearance Above Filter Housings



IL140-PFTM Schematic

20" Minimum Clearance Above Front, Back, Sides



5 MICRON TASTE MASTER IN-LINE PURIFIERS

MODEL NUMBER	FLOW GPM	SPUN POLY PRE-FILTER			CARBON BLOCK PURIFIER			DIMENSIONS - INCHES				CONN IN/OUT	SHIP WT LBS
		[QTY] HOUSING	[QTY] ELEMENT	ELEMENT ORDER #	[QTY] HOUSING	[QTY] ELEMENT	ELEMENT ORDER #	W	D	CH	WI		
IL35-PFTM	35	[1] PF40	[4] PF10-17-5-SP	46.0324	[1] TM35	[7] TM3-17-5-CB	46.0623	36	28	47	30	1-1/2"	650
IL70-PFTM	70	[1] PF70	[7] PF10-17-5-SP	46.0324	[2] TM35	[14] TM3-17-5-CB	46.0623	56	28	47	30	2"	650
IL140-PFTM	140	[1] PF140	[7] PF20-35-5-SP	46.0326	[2] TM70	[7] TM4-35-5-CB	46.0640	56	28	66	48	3"	800

NOTE: Clean filter pressure drops by 10 psi at the rated flow

NOTE: Consult factory when in-coming water has high turbidity or low pressure

Particulate Point-of-Use Filters

5 Micron Elements - 4 to 40 GPM

Typical Particulate Filter Housing



Filtrine's particulate filters, contained in a 16 ga. durable, long-lasting stainless steel housing includes an easy-to-change spun poly element.

Particulate filters include:

COMPLETE PARTICLE FILTRATION

Removes sediment and other suspended particles using elements made from thermally-bonded microfibers of polypropylene. "Graded Depth" construction provides element fibers which are wound more tightly toward the hollow core of the cartridge. Consequently, the entire depth of the filter element is used for more effective filtration and longer service life.

EXCLUSIVE "DUAL-SEAL" ELEMENT DESIGN

Conventional cartridge-type filters depend upon compression of the cartridge top and bottom to effect a seal. When wet the average cartridge loses some rigidity, making it impossible to stop water from bypassing the element.

Particulate elements do not rely on cartridge compression. Filtrine's exclusive "Dual-Seal" design ensures first-day effectiveness for the life of the element.

Typical Particulate Filter - Exploded

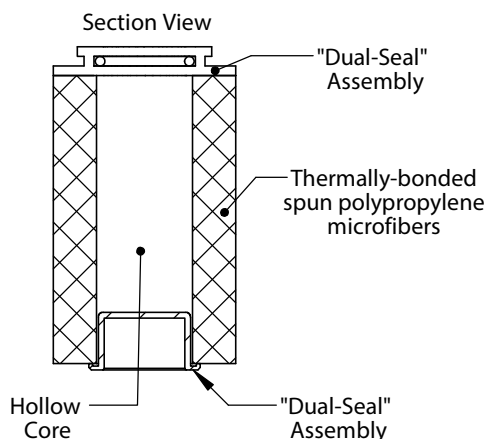


FILTER MAINTENANCE *

1. Turn off water supply to the filter.
2. Unscrew vent cap (if available) at outlet of filter to relieve pressure.
3. DO NOT remove plug at the bottom of housings. If plug is removed, use Gray Stainless Steel Thread Tape and sealant to reinstall.
4. Unscrew collar with tool provided and pull housing down slightly below manifold.
5. Twist used cartridge off receiver hub while lowering housing to capture excess water.
6. Twist new cartridge onto receiver hub.
7. Lift housing over cartridge onto manifold and verify o-ring seal.
8. Screw collar onto manifold, tightening by hand and tool (if needed).
9. Turn on water supply to the filter and relieve air out vent cap (if available).
10. Filter is now in service.

*Replacement frequency depends on turbidity of the water supply and the amount of water used. Under average conditions this is once every four months.

Typical Particulate Element



FILTER INSTALLATION

- Allow 6" of space under filters to facilitate element change.
- Water line temperature should be a maximum of 180°F and a maximum pressure of 150 psi.

Element replacement instructions and ordering information are on each filter housing

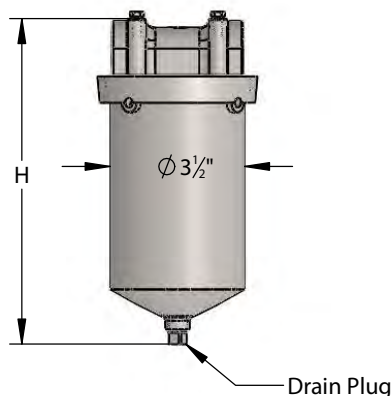


Particulate Point-of-Use Purifier Specifications

5 Micron Elements - 4 to 40 GPM

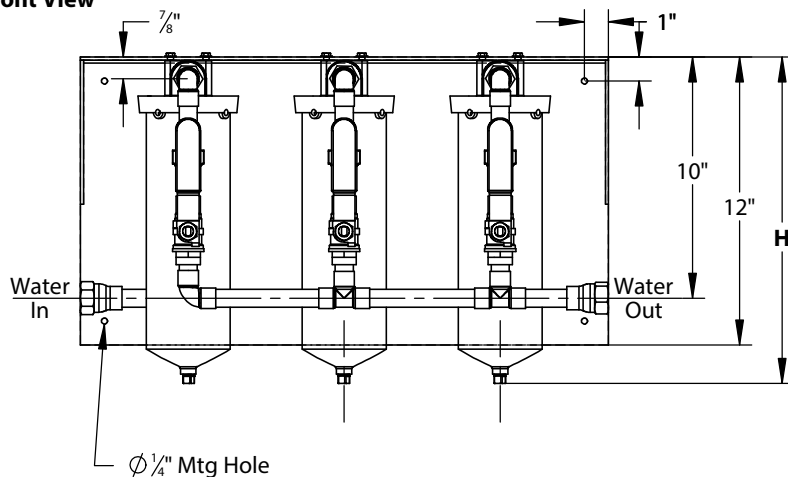
Typical Filter (For other sizes see tables below)

Housing



Multiple Filter Schematic

Front View



Top View

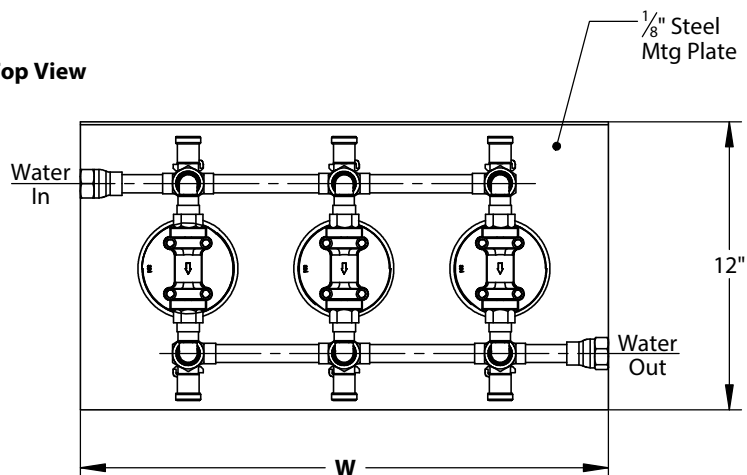
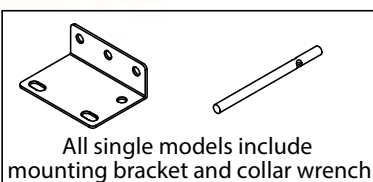
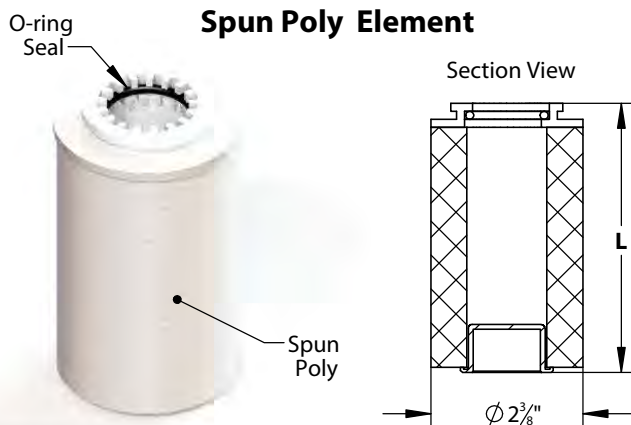


Illustration Only

Spun Poly Element



PARTICLE FILTER SELECTION CHART

MODEL NO.	FLOW (GPM)	HOUSING					ELEMENTS		
		MODEL NO.	BOM NO.	H (INCH)	W (INCH)	CONN IN/OUT	MODEL NO.	BOM NO.	L (INCH)
PFS4	4	[1] PFS4	46.0897	8 1/2"	N/a	3/4" FPT	[1] PFS4-5-5.0-SP	46.2527	4 1/2"
PFS6	6	[1] PFS6	46.0898	13 1/2"	N/a	3/4" FPT	[1] PFS6-10-5.0-SP	46.2530	9 1/2"
PFS10	10	[1] PFS10	46.0899	24 1/2"	N/a	3/4" FPT	[1] PFS10-19-5.0-SP	46.2324	19 1/2"
PFS10DUP	20	[2] PFS10	46.0899	24 5/8"	18	1" FPT	[2] PFS10-19-5.0-SP	46.2324	19 1/2"
PFS10TRIP	30	[3] PFS10	46.0899	24 5/8"	18	1 1/4" FPT	[3] PFS10-19-5.0-SP	46.2324	19 1/2"
PFS10QUAD	40	[4] PFS10	46.0899	24 5/8"	28 1/2"	1 1/4" FPT	[4] PFS10-19-5.0-SP	46.2324	19 1/2"

Note: Based on inlet pressure of 40psi allow for 2 psi drop when elements are new. Suitable for operations at 180°F and 150 psi operating pressures.

Filter assemblies include valves and manifolds.

Filters listed here have nominal micron rating of 5, other micron ratings available. Contact factory for details.



PARTICULATE IN-LINE WATER FILTERS

40 to 560 GPM FLOW RATE



TYPICAL DUPLEX FILTER SHOWN

PF MODEL FILTERS ARE EASY TO SERVICE

No tools needed. Remove old cartridges and slide in new cartridges over standpipes in housing.

Periodic replacement of the filter cartridge is the only regular maintenance required. Gauges indicate when it is necessary to change elements.

TO INSTALL OR REPLACE CARTRIDGE

1. Note date on change schedule tag
2. Close water inlet and outlet valves
3. Unscrew BAR HANDLE
4. Remove YOKE and COVER
5. Remove FILTER CARTRIDGE from standpipe by sliding cartridge up and out. (Note accumulation of impurities removed from your water supply. It may be necessary to remove accumulated impurities from the filter body itself before installing the new filter cartridge.)
6. Slide new filter cartridge over standpipe and down into filter body. Push element down as far as it will to cover the entire standpipe.
7. Replace COVER and COVER O-ring (if necessary). Screw on BAR HANDLE and YOKE hand tight.
8. Open inlet and outlet valves.

FILTER IS NOW IN SERVICE

**ORDER REPLACEMENT ELEMENTS DIRECT FROM THE FACTORY.
SEE INSTRUCTIONS ON FILTER HOUSING**

PF MODEL IN-LINE WATER FILTERS

Filtrine's PF Model Filters are the ideal solution for water treatment when turbidity, particulates and suspended solids are present in make-up water.

- **All Stainless Steel Housing**

Heavy duty 10 ga stainless steel housing rated at 125 psi working pressure. Built to out last the piping in the building.

- **Unique "DualSeal" Double O-Ring Seal Filter Elements**

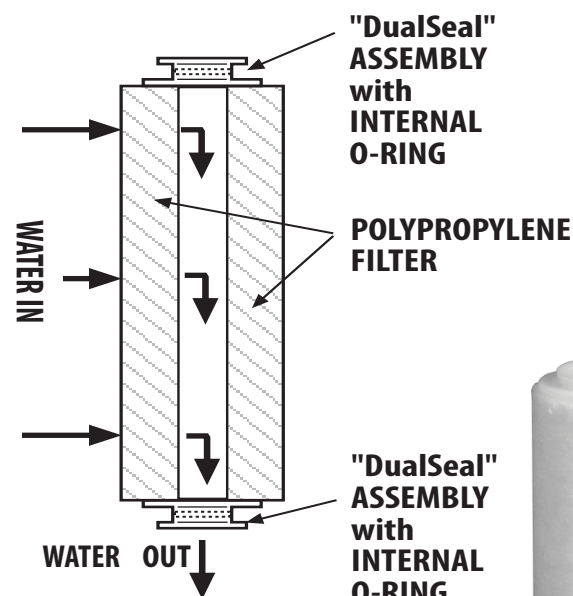
Conventional cartridge-type filters depend upon compression of the cartridge top and bottom to effect a seal. However, tests indicate, that the average cartridge loses some rigidity when wet, making it impossible to maintain this original seal.

PF cartridges, however, do not rely on compression. Instead, using an innovative "DualSeal" double O-ring design whereby the cartridge slides over a center standpipe, they are sealed top and bottom by internal O-rings to insure first-day effectiveness for the life of the cartridge.

- **PF Cartridges Provide Complete Particle Filtration**

PF cartridges remove sediment and other suspended particles using cartridges made from thermally-bonded microfibers of polypropylene. "Graded Depth" construction provide element fibers which are wound more tightly toward the core of the cartridge. Consequently, the entire depth of the filter element is used for more effective filtration and longer service life.

PF MODEL FILTERS USE POLY CARTRIDGES



TYPICAL PF
FILTER CARTRIDGE

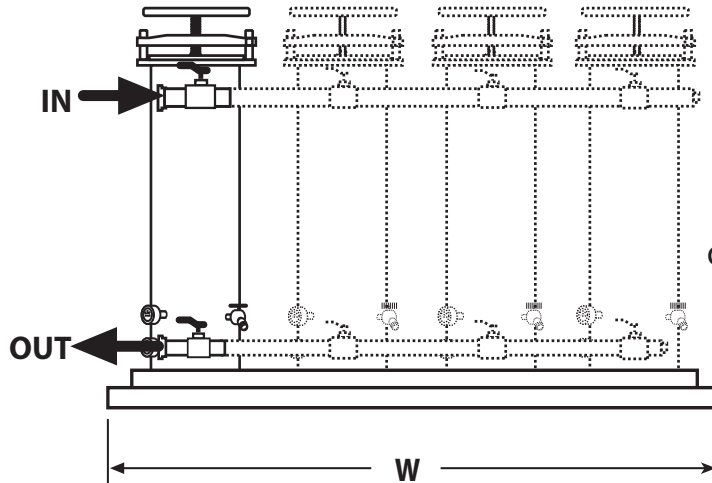


PARTICULATE IN-LINE WATER FILTERS

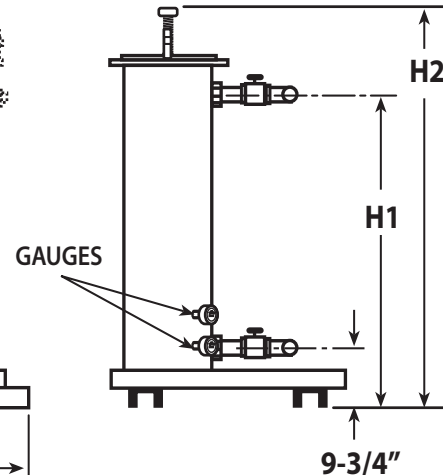
40 to 560 GPM FLOW RATE

IN-LINE PARTICLE FILTERS SCHEMATIC

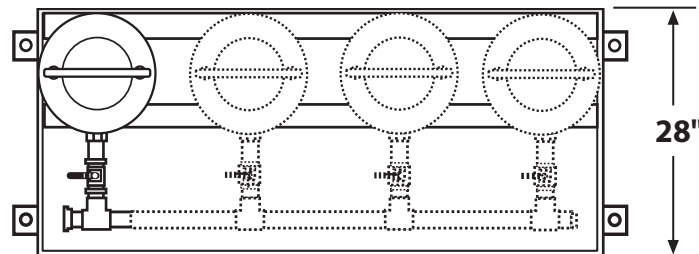
FRONT VIEW



END VIEW



TOP VIEW



IN-LINE PARTICLE FILTER SELECTION CHART

MODEL NUMBER	FLOW* gpm	HOUSING [QTY] MODEL	ELEMENTS [QTY] MODEL	ELEMENT ORDER #	DIMENSIONS - inches			CONN IN & OUT inches	SHIP WT lbs
					W	H1	H2		
PF40	40	[1] PF40	[4] PF40-17-5-SP	46.0324	18	35-3/4	46-3/4	1-1/12	350
PF40DUP	80	[2] PF40	[8] PF40-17-5-SP	46.0324	36			2	500
PF70	70	[1] PF70	[7] PF70-17-5-SP	46.0324	18			2	350
PF70DUP	140	[2] PF70	[14] PF70-17-5-SP	46.0324	36			3	500
PF70TRIP	210	[3] PF70	[21] PF70-17-5-SP	46.0324	56			3	650
PF70QUAD	280	[4] PF70	[28] PF70-17-5-SP	46.0324	72			3	800
PF140	140	[1] PF140	[7] PF140-36-5-SP	46.0326	18	53-3/4	64-3/4	3	350
PF140DUP	280	[2] PF140	[14] PF140-36-5-SP	46.0326	36			3	450
PF140TRIP	420	[3] PF140	[21] PF140-36-5-SP	46.0326	56			4	800
PF140QUAD	560	[4] PF140	[28] PF140-36-5-SP	46.0326	72			4	1100

* Based on inlet pressure of 40 psi. Allow for 2 psi drop when elements are new. Suitable for operation at 180°F.

** Filter assemblies include valves and manifolds.

NOTE: Above filters have nominal micron rating of 5. Other micron ratings are available, consult factory.

Model 2PF PHOSPHATE FEEDER



PROTECTS WATER COOLERS, PIPING AND ALL WATER SYSTEMS

Filtrine's 2PF Phosphate Feeder is designed to introduce phosphate treatment for controlling lime scale formation, corrosion or red iron staining in water systems. Holds four pounds of phosphate and can treat up to 400 gallons of water per day for corrosion and red iron water and up to 800 gallons per day when lime scale is the problem.

FEATURES

- Can handle flow rates up to 10 gpm
- Equipped with 3/8" FPT connections
- Low pressure drop:
2.5 psi at 5 gpm and 6 psi at 10 gpm
- No tools required for recharging.
- Holds up to 64 ounces of phosphate crystals

WHAT ARE PHOSPHATE CRYSTALS?

A slowly soluble food grade polyphosphate that is effective in controlling corrosion, inhibiting lime scale formation and stabilizing dissolved iron to eliminate "red water". Phosphate crystals dissolve at the rate of about 25% per month. The initial charge should be 1 lb. of phosphate per 100 gallons of water used per day for corrosion and red iron control and 1 lb. per every 200 gallons of water for scale control. Feeder must be recharged to its original fill level each month. Product is NSF-certified.

PHOSPHATE DOES 3 IMPORTANT JOBS

1. Inhibits leaching of heavy metals such as lead
2. Controls corrosion or rusting of water lines
3. Inhibits lime scale formation

SAFE TO USE IN DRINKING WATER AND HARMLESS TO SEPTIC TANKS

Phosphate is made from FOOD GRADE materials and is as harmless as ordinary table salt. Millions of people drink water treated with this type of phosphate every day. The amount of phosphate in a quart of water containing 10 parts per million of phosphate is about 1/500 of the average phosphate requirement of adults. Thus, while phosphates are utilized in plant and animal growth, it is not claimed that phosphate will benefit growth because of the very small concentrations used in the treatment of water. The use of phosphate treated water has no harmful effect on the performance of septic tanks.

EFFECT ON TASTE AND ODOR

Phosphate crystals are tasteless and odorless and will not alter the taste or odor of water. It has no effect on foods when the treated water is used for cooking. If a water has taste or odor, it will still have the same taste or odor after it is treated with phosphate crystals. To correct taste and odor problems an activated carbon filter should be used.

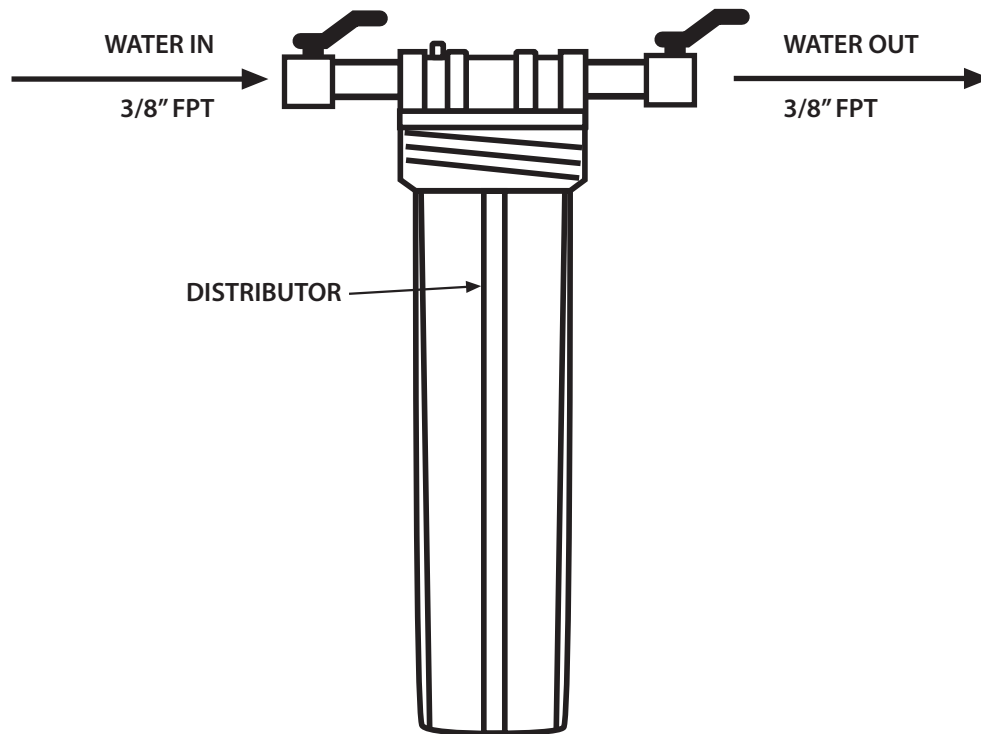
RECOMMENDED TREATMENT AMOUNTS		
GALLONS OF WATER TREATED PER DAY	AMOUNT OF PHOSPHATE CRYSTALS*	
	INITIAL CHARGE OUNCES	MONTHLY RECHARGE OUNCES
100	8	2
125	10	2-1/2
150	12	3
200	16	4
400	32	8
600	48	12
800	64	16

* Amount for scale control; where corrosion or red iron staining are problems, use twice the amounts shown above. Recognize that the phosphate feeder holds 48 oz of crystals – limiting water volume to be treated to 400 gallons per day.

INSTALLATION AND MAINTENANCE INSTRUCTIONS

- 1 Do not install where pressure is over 125 psi, where water temperature is over 100°F, or where hot water may back up into feeder.
- 2 Feeder should be protected from freezing and from hot sun.
- 3 Do not use feeder to feed other chemicals without approval.
- 4 Drain water or remove crystals from feeder when not in use for a week or longer.
- 5 For cube ice machines, it is recommended that 1/2 gallon of ice water be bled off for each 10 pounds of ice made.
- 6 When treating water-cooled ice machines, feeder must be installed so that only the water being made into ice is treated.
- 7 To maintain a proper treatment level refer to chart on front of this bulletin.

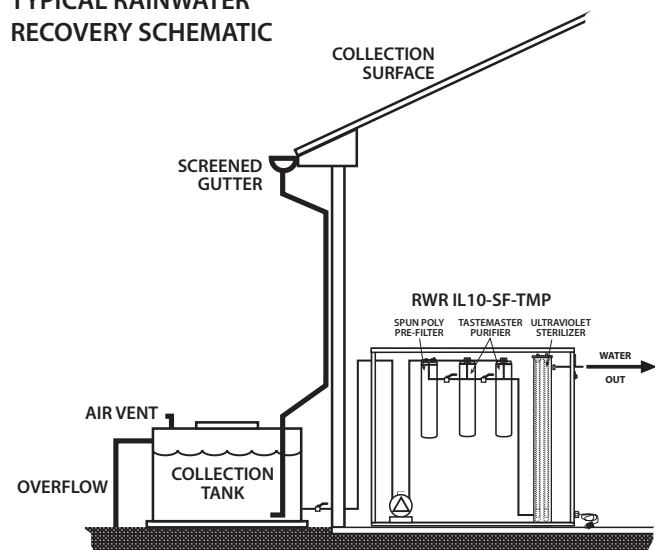
PHOSPHATE FEEDER SCHEMATIC



RAINWATER RECOVERY SYSTEM

Purified Water Using A 3-Stage Treatment Process

TYPICAL RAINWATER RECOVERY SCHEMATIC



STERI-FLO® STERILIZERS produce UV radiation with a wavelength of 2,536 angstrom using a low pressure mercury lamp. The lamp is encased in a special high-purity quartz sleeve which is immersed in water inside of the stainless steel sterilizing chamber. By regulating the flow of water through this chamber, disease-causing micro-organisms, such as bacteria, algae, spores and viruses are exposed to a dose of at least 40,000µw-sec/cm² ... *over twice the dosage required to ensure safe drinking water.*

ULTRAVIOLET EFFECTIVENESS*

BACTERIA

Bacillus anthracis	8,700
Dysentary bacilli	4,200
Escherichia coli	6,600
Salmonella	10,500
Shigella dysenteriae [dysentary]	4,200
Eberthella typosa	4,100
Streptococcus faecalia	10,000

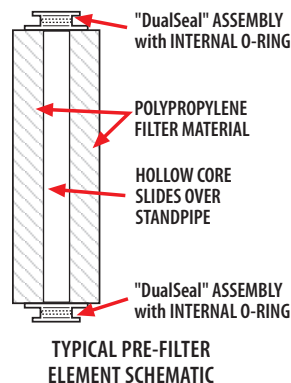
PROTOZOA

Chlorella vulgaris [algae]	22,000
Blue-green algae	420,000
Bacteriophage [E. coli]	6,600
Giardia lamblia [cysts]	100,000

* Amount of UV energy necessary for destruction of organism measured in µw-sec/cm²

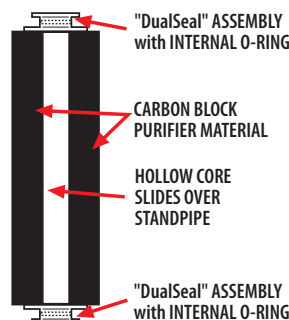
STAGE ONE PRE-FILTRATION

PF ELEMENTS remove sediment to 5 microns and other suspended particles using cartridges made from thermally-bonded microfibers of polypropylene.




STAGE TWO PURIFICATION

TASTEMASTER ELEMENTS remove sediment to 5 microns, organic tastes/odors, chlorine taste/odor.



STAGE THREE STERILIZATION

STERI-FLO UV radiation, in concentrated doses, break through the outer cell walls of waterborne micro-organisms and penetrate the nucleus to destroy cell DNA.

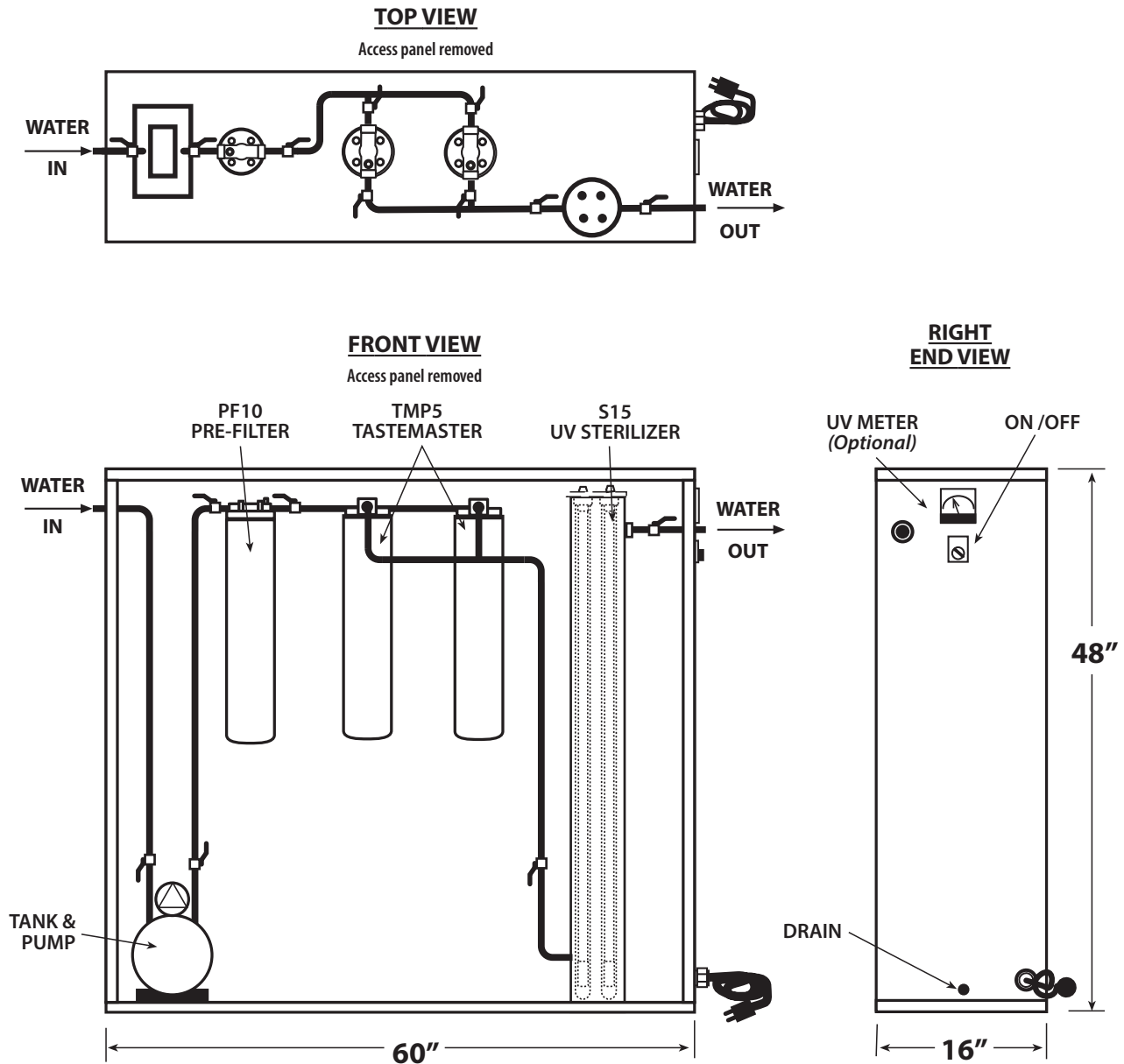


UV STERILIZER UNIT
Cut-away illustration showing UV tube, quartz sleeve and sensor

Model RWR-IL10-SF-TM

Rainwater Recovery Filter, Purifier, Sterilizer

SCHEMATIC




Rainwater Recovery Filter/Purifier/Sterilizer System Specifications

MODEL NUMBER	FLOW gpm	PUMP* hp	TANK gal	POLYPROPYLENE PRE-FILTER		TASTEMASTER PURIFIER		STERI-FLO UV STERILIZER		
				[QTY] HOUSING	[QTY] ELEMENT	[QTY] HOUSING	[QTY] ELEMENT	MODEL	CHAMBERS	TUBES
RWR-IL10-SF-TM	10	1/2	6	[1] PF10	[1] PF10-17-5-SP	[2] TM3	[2] TM3-17-5-CB	S15	[1]	[1]

* SUCTION LIFT: 20 ft / ELECT: 110-115/60/1

NOTE: TasteMaster elements for removal of 0.5 micron particles, lead, cysts, organic tastes/odors and chlorine are available - consult factory.

STERI FLO® ULTRAVIOLET STERILIZERS



UV STERILIZER UNIT
*Cut-away illustration showing UV tube,
quartz sleeve and sensor*

STERILIZER FEATURES

- **EFFECTIVE GERMICIDAL:** Kills micro-organisms which cause water borne diseases
- **PURITY:** No chemicals or toxic products used
- **LOW COST OPERATION:** Energy consumption equal to ordinary fluorescent tubes
- **EASY TO INSTALL:** Uses standard plumbing connections and grounded electrical outlet
- **EASY TO MAINTAIN:** Quartz sleeve and UV tubes can be cleaned or replaced in minutes

Long recognized as an effective purifying agent for hospital operating rooms, laboratories, food processing plants, etc. ultraviolet sterilization is also widely used to purify contaminated drinking water. It kills bacteria without chlorine or other chemicals so has no cancer-causing by-products. UV sterilization also destroys many algae spores, helping to control the algae growth.

This unit consists of cabinet-enclosed stainless steel sterilizing chamber(s) through which water flows past specially built ultraviolet glass tubes. These special tubes transmit powerful ultraviolet rays at 2,537 Angstrom units through a quartz sleeve to kill or neutralize micro-organisms in water. Steri Flo sterilizers have been effectively treating drinking water in storage tanks, and swimming pools since 1949.

EASY TO INSTALL

Steri Flo sterilizers can be quickly and easily installed. It is important to install the unit on the outlet of the filter so that water is first filtered, then sterilized. Simply break the line and connect to water-in and water-out of the sterilizer.

EASY TO MAINTAIN

When intensity meter indicates cleaning is necessary, it takes less than 5 minutes to remove and wipe the quartz sleeves with cloth or replace tubes if necessary. For maintenance purposes, you should leave 40" of vertical clearance for access to these tubes.

INEXPENSIVE TO OPERATE

Steri Flo tubes have a life expectancy in excess of ordinary fluorescent tubes. Replacement is rarely required more often than once every 12 months. Electrical connections can be made through the pump switch so that the sterilizer operates only when water is circulated. The Steri Flo unit costs no more to operate than a light fixture.

The sterilizer comes with a flow regulator on discharge line to maintain flow and ensure an exposure dosage of at least 40,000 $\mu\text{watt-sec/cm}^2$. Also included is a high powered ballast, fuse, UV intensity meter, power safety switch, encased in white enamel housing with stainless steel cover, and a 6 foot electrical cord.

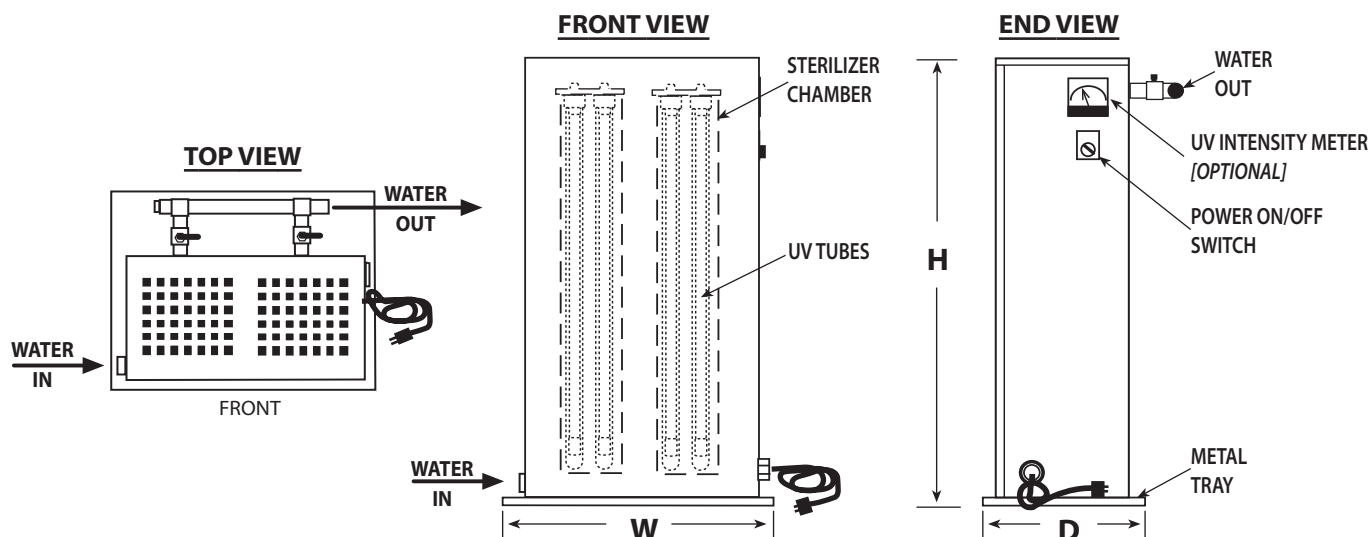
OPTIONAL PRE-FILTER

Suspended solids in the water (turbidity) can reduce the effectiveness of the UV sterilization. Water should always be filtered prior to entering the UV sterilizer. Consult the factory for pre-filtration options.

STERI FLOW ULTRAVIOLET EFFECTIVENESS*

BACTERIA	
Bacillus anthracis	8,700
Dysentary bacilli	4,200
Escherichia coli	6,600
Salmonella	10,500
Shigella dysenteriae (dysentary)	4,200
Eberthella typosa	4,100
Streptococcus faecalia	10,000
Legionella pneumophilia	12,300
PROTOZOA	
Chlorella vulgaris (algae)	22,000
Blue-green algae	420,000
Bacteriophage (E. coli)	6,600
Giardia lamblia (cysts)	100,000
* Amount of UV energy necessary for destruction of organisms measured in $\mu\text{w-sec/cm}^2$	

MODEL S STERILIZER SCHEMATIC



FEATURES

- Enameled Steel Cabinet
- Lift-Off Top Access Panel
- 304L Stainless Steel Sterilizing Chamber
- Flow Regulator On Discharge Line
- Drain Connection
- On/Off Switch
- Electrical: 110-120/60/1 Standard

OPTIONS


- UV Intensity Meter
- 316L Stainless Steel Sterilizing Chamber
- Electrical: Specify _____ Consult Factory

IN-LINE STERI FLO STERILIZER SELECTION CHART

STERI FLO® MODEL	FLOW RATE	STERILIZING CHAMBERS	UV TUBES	UV TUBE ORDER No.	DIMENSIONS			WATER IN/OUT
					W	D	H	
	gpm [lpm]				in [mm]	in [mm]	in [mm]	in [mm]
S15-05	15 [56]	1	1	31.0053	14 [36]	14 [36]	48 [122]	3/4 [19]
S30-05	30 [113]	1	2	31.0053	14 [36]	14 [36]	48 [122]	1 [25]
S60-05	60 [227]	1	4	31.0053	14 [36]	14 [36]	48 [122]	1 -1/2 [38]
S120-05	120 [454]	2	8	31.0053	24 [61]	32 [81]	50 [127]	2 [51]
S180-05	180 [681]	3	12	31.0053	34 [86]	32 [81]	50 [127]	2 [51]
S240-05	280 [908]	4	16	31.0053	44 [118]	32 [81]	50 [127]	3 [76]

STERI FLO® ULTRAVIOLET WATER STERILIZERS

WITH 5 MICRON PARTICULATE PRE-FILTER – 5-120 GPM FLOW RATE



UV STERILIZER UNIT
Cut-away illustration showing UV tube, quartz sleeve and sensor

STERILIZER FEATURES

- **EFFECTIVE GERMICIDAL:** Kills micro-organisms which cause water borne diseases
- **PURITY:** No chemicals or toxic products used
- **LOW COST OPERATION:** Energy consumption equal to ordinary fluorescent tubes
- **EASY TO INSTALL:** Uses standard plumbing connections and grounded electrical outlet
- **EASY TO MAINTAIN:** Quartz sleeve and UV tubes can be cleaned or replaced in minutes

“DUAL SEAL” PARTICULATE PRE-FILTER FEATURES

- **ENHANCED WATER APPEARANCE:** Water is clear and particle-free
- **INCREASED UV EFFICIENCY:** Filter reduces turbidity in water increasing UV radiation effectiveness
- **EASY TO MAINTAIN:** Filter cartridges can be replaced in minutes without tools

THE SAFE ALTERNATIVE TO CHLORINE

Steri Flo® ultraviolet sterilizers kill bacteria without chlorine or other chemicals and therefore have no cancer-causing by-products. They are recommended as an alternative to chlorine treatment for rural homes on well systems and as added protection for hospitals, office buildings, etc. where cryptosporidium and other micro-organisms may be retained in the bio-film on the walls of city water mains.

UV radiation, with a wavelength of 2,536 angstrom, is produced from a low pressure mercury lamp. The lamp is encased in a special high-purity quartz sleeve which is immersed in water inside of the stainless steel sterilizing chamber which are easily removed as a bundle for inspection or cleaning. By regulating the flow of water through this chamber, disease-causing micro-organisms, such as bacteria, algae, spores and viruses are exposed to a dose of at least 40,000µw-sec/cm² – over twice the dosage required to ensure safe drinking water.

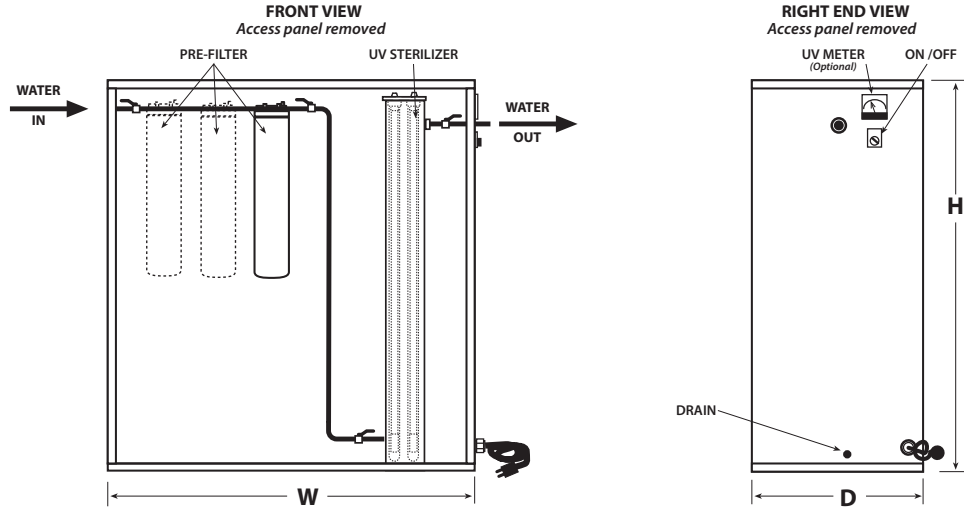
Sterilizer includes high powered ballast, fuse, power safety switch, all inside a white enameled cabinet with 6 foot electrical cord.

PRE-FILTRATION IMPROVES WATER QUALITY AND STERILIZATION PROCESS

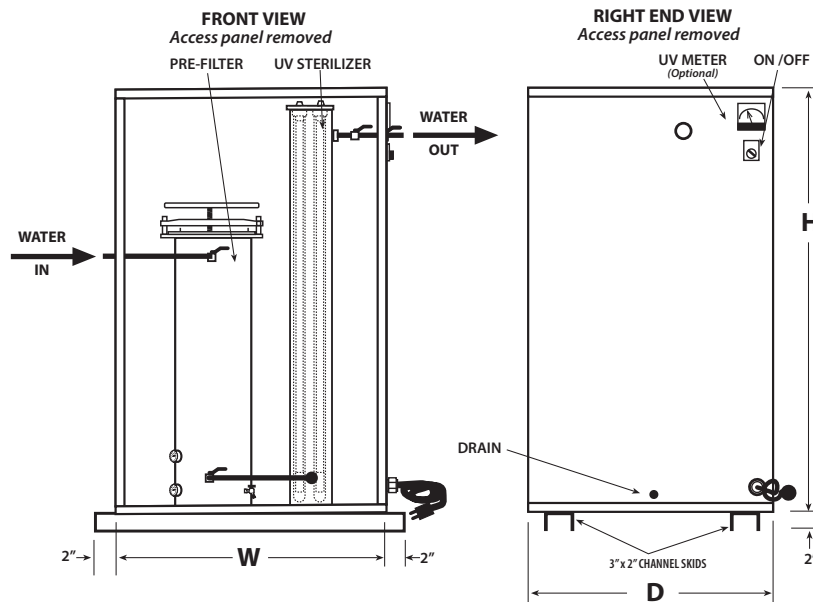
PF Model particulate pre-filter removes any particulate matter, improving the clarity of the water. Plus, this filter cartridge eliminates particulate shadowing in the UV sterilization chamber increasing the destruction rate of water borne pathogens. PF pre-filter features Filtrine’s “Dual Seal” design which improves filtration and eliminates seal leakage common to ordinary cartridges which rely on compression seals.

ULTRAVIOLET EFFECTIVENESS*	
BACTERIA	
Bacillus anthracis	8,700
Dysentary bacilli	4,200
Escherichia coli	6,600
Salmonella	10,500
Shigella dysenteriae (dysentary)	4,200
Eberthella typosa	4,100
Streptococcus faecalia	10,000
Legionella pneumophilia	12,300
PROTOZOA	
Chlorella vulgaris (algae)	22,000
Blue-green algae	420,000
Bacteriophage (E. coli)	6,600
Giardia lamblia (cysts)	100,000
* Amount of UV energy necessary for destruction of organisms measured in µw-sec/cm ²	

Models IL5-SF / IL10-SF / IL15-SF / IL30-SF Shown with optional cabinet



Models IL60-SF / IL120-SF Shown with optional cabinet



5.0 MICRON IN-LINE STERI FLO® FILTER / UV STERILIZER SELECTION CHART


MODEL NO.	RATED FLOW* GPM	PRE-FILTER			UV STERILIZER				DIMENSIONS** INCHES			WATER IN & OUT INCHES	SHIP WT LBS (APPROX.)
		[QTY] HOUSING	[QTY] ELEMENT	ELEMENT ORDER NO.	MODEL	CHAMBERS	UV TUBES	UV TUBE ORDER NO.	W	D	H		
IL5-SF	5	[1] PFS6	[1] PFS6-10-5-SP	46.2530	S5	1	1	31.0050	32	12	26	3/4	300
IL10-SF	10	[1] PFS10	[1] PFS10-19-5-SP	46.2324	S15	1	1	31.0053	32	12	50	3/4	300
IL15-SF	15	[2] PFS10	[2] PFS10-19-5-SP	46.2324	S15	1	1	31.0053	40	18	50	3/4	400
IL30-SF	30	[3] PFS10	[3] PFS10-19-5-SP	46.2324	S30	1	2	31.0053	48	18	50	1	450
IL60-SF	60	[1] PF70	[7] PF10-17-5-SP	46.0324	S60	1	4	31.0053	32	24	50	1-1/2	600
IL120-SF	120	[1] PF140	[7] PF140-36-5-SP	46.0326	S120	2	8	31.0053	54	30	64	2	650

Electrical: 115-120/60/1 (other electrical available, consult factory) *Pressure drop across PF at rated flow is approximately 6.6 psi when new. **Dimensions for typical unit.



STERI FLO® ULTRAVIOLET WATER STERILIZERS

WITH 5 MICRON PARTICULATE PRE-FILTER/TASTE MASTER® PURIFIER – 5-140 GPM FLOW RATE



UV STERILIZER UNIT
Cut-away illustration showing UV tube, quartz sleeve and sensor

MODEL IL-SF-TM FEATURES

STAGE ONE: PRE-FILTER

- **FILTERED WATER:** Water is clear and free of most particles
- **INCREASED PURIFIER EFFICIENCY:** Filter reduces turbidity in water increasing purifier effectiveness
- **EASY TO MAINTAIN:** Filter elements can be replaced in minutes without tools

STAGE TWO: TASTE MASTER® PURIFIER

- **ENHANCED WATER APPEARANCE:** Water is clear and particle-free
- **INCREASED UV EFFICIENCY:** Filter reduces turbidity in water increasing UV radiation effectiveness
- **ENHANCED WATER QUALITY:** Organic tastes and odors are removed from source water
- **EASY TO MAINTAIN:** Purifier elements can be replaced in minutes without tools

STAGE THREE: STERI FLO UV WATER STERILIZER

- **EFFECTIVE GERMICIDAL:** Kills micro-organisms which cause water borne diseases
- **PURITY:** No chemicals or toxic products used
- **LOW COST OPERATION:** Energy consumption equal to ordinary fluorescent tubes
- **EASY TO INSTALL:** Uses standard plumbing connections and grounded electrical outlet
- **EASY TO MAINTAIN:** Quartz sleeve and UV tubes can be cleaned or replaced in minutes

MAINTENANCE

- Replace filters and purifiers every 4 months or more often if required.
- Change UV bulbs after 10-12 months of constant use.

THE SAFE ALTERNATIVE TO CHLORINE

Steri Flo® ultraviolet sterilizers kill bacteria without chlorine or other chemicals and therefore have no cancer-causing by-products. They are recommended as an alternative to chlorine treatment for rural homes on well systems and as added protection for hospitals, office buildings, etc. where cryptosporidium and other micro-organisms may be retained in the bio-film on the walls of city water mains.

UV radiation, with a wavelength of 2,536 angstrom, is produced from a low pressure mercury lamp. The lamp is encased in a special high-purity quartz sleeve which is immersed in water inside of the stainless steel sterilizing chamber which are easily removed as a bundle for inspection or cleaning. By regulating the flow of water through this chamber, disease-causing micro-organisms, such as bacteria, algae, spores and viruses are exposed to a dose of at least 40,000µw-sec/cm² – over twice the dosage required to ensure safe drinking water.

Sterilizer includes high powered ballast, fuse, power safety switch, all inside a white enameled cabinet with 6 foot electrical cord.

PRE-FILTRATION IMPROVES WATER QUALITY AND STERILIZATION PROCESS

Pre-filter (Model PF) removes most particulate matter, improving the clarity of the water and extending the life of the Taste Master purifier.

TASTE MASTER® PURIFIER IMPROVES WATER QUALITY AND STERILIZATION PROCESS

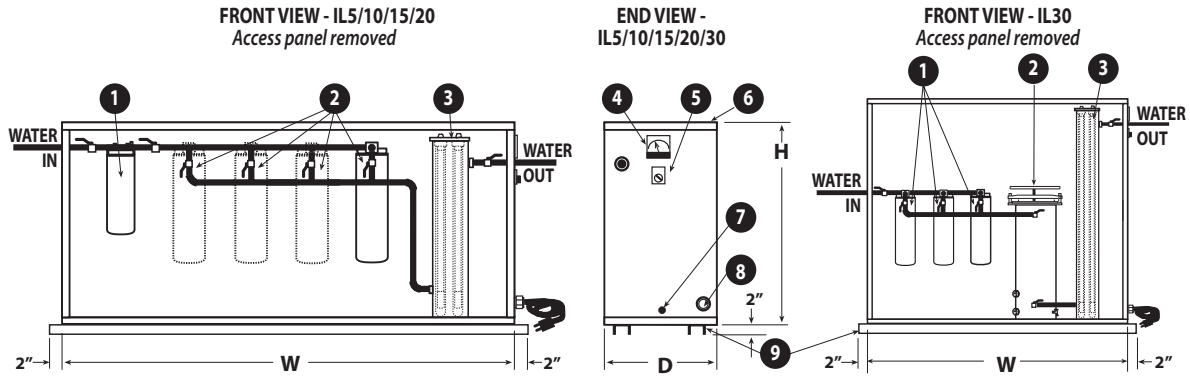
The **Taste Master** purifier uses activated carbon block elements on water inlet to remove lead, organic tastes and odors, chlorine taste/odor and sediment to 5 microns. Plus, this element eliminates particulate shadowing in the UV sterilization chamber increasing the destruction rate of water-borne pathogens.

The Taste Master purifier and the pre-filter both have the same Filtrine "Dual Seal" design which improves filtration and eliminates seal leakage, common to ordinary cartridges which rely on compression seals.

ULTRAVIOLET EFFECTIVENESS*	
BACTERIA	
Bacillus anthracis	8,700
Dysentary bacilli	4,200
Escherichia coli	6,600
Salmonella	10,500
Shigella dysenteriae (dysentary)	4,200
Eberthella typosa	4,100
Streptococcus faecalis	10,000
Legionella pneumophila	12,300
PROTOZOA	
Chlorella vulgaris (algae)	22,000
Blue-green algae	420,000
Bacteriophage (E. coli)	6,600
Giardia lamblia (cysts)	100,000

* Amount of UV energy necessary for destruction of organisms measured in µw-sec/cm²

Models IL5-SF-TMS / IL10-SF-TMS / IL15-SF-TMS / IL20-SF-TMS / IL30-SF-TM
 Shown with optional cabinet: Stainless steel frame and enameled aluminum lift-out access panels

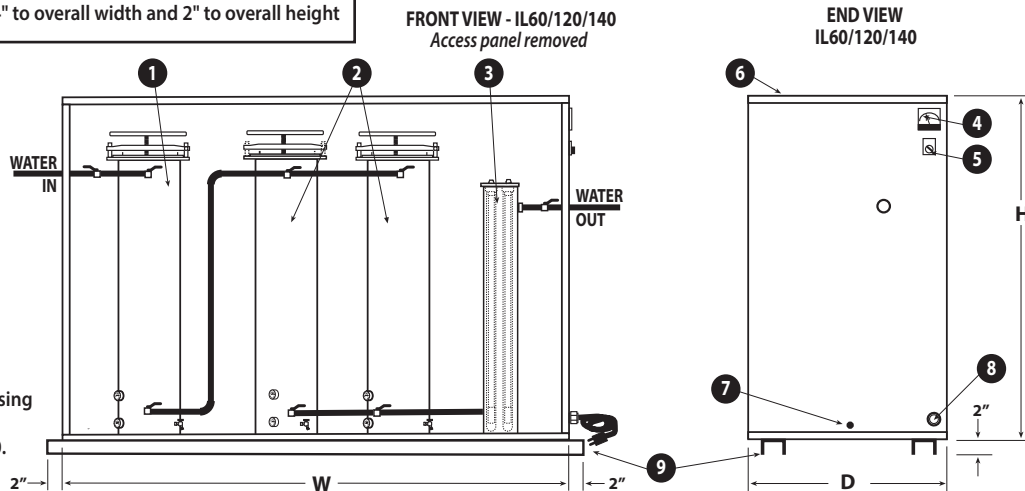


Steri Flo® UV Sterilizers feature:

- 1 Pre-Filter
- 2 Taste Master Purifier*
- 3 UV Sterilizer
- 4 UV Meter [Optional]
- 5 On/Off Switch
- 6 Lift-Off Top Access Panel
- 7 Drain Connection
- 8 Electrical Connection
- 9 2" X 3" Channels Skids

NOTE: Skids add 4" to overall width and 2" to overall height

Models IL60-SF-TM / IL120-SF-TM / IL140-SF-TM
 Shown with optional cabinet: Stainless steel frame and enameled aluminum lift-out access panels



*There is [1] purifier housing for IL60 and [2] purifier housings for IL120/IL140.

5.0 MICRON IN-LINE STERI FLO® FILTER / PURIFIER / UV STERILIZER SELECTION CHART

MODEL NUMBER	RATED-FLOW* GPM	PRE-FILTER			TASTE MASTER PURIFIER			UV STERILIZER			DIMENSIONS** INCHES			WATER IN/OUT INCHES	SHIP WT LBS
		[QTY] HOUSING	[QTY] ELEMENTS	ELEMENT ORDER NO.	[QTY] HOUSING	[QTY] ELEMENTS	ELEMENT ORDER NO.	MODEL	LAMPS	LAMPS ORDER NO.	W	D	H		
IL5-SF-TMS	5	[1] PFS6	[1] PFS6-10-5-SP	46.2530	[2] TMS2	[2] TMS2-10-5-CB	46.2623	S5	1	31.0050	42	16	26	3/4	350
IL10-SF-TMS	10	[1] PFS10	[1] PFS10-19-5-SP	46.2324	[2] TMS3	[2] TMS3-19-5-CB	46.2623	S15	1	31.0053	48	16	48	3/4	350
IL15-SF-TMS	15	[2] PFS10	[2] PFS10-19-5-SP	46.2324	[3] TMS3	[3] TMS3-19-5-CB	46.2623	S15	1	31.0053	48	18	48	3/4	400
IL20-SF-TMS	20	[2] PFS10	[2] PFS10-19-5-SP	46.2324	[4] TMS3	[4] TMS3-19-5-CB	46.2623	S30	2	31.0053	54	24	50	1	500
IL30-SF-TM	30	[3] PFS10	[3] PF10-17-5-SP	46.0324	[1] TM35	[7] TM3-17-5-CB	46.0623	S30	2	31.0053	54	24	50	1-1/4	750
IL60-SF-TM	60	[1] PF70	[7] PF10-17-5-SP	46.0324	[1] TM70	[7] TM4-35-5-CB	46.0640	S60	4	31.0053	54	24	64	2	800
IL120-SF-TM	120	[1] PF140	[7] PF140-35-5-SP	46.0326	[2] TM70	[14] TM4-35-5-CB	46.0640	S120	8	31.0053	78	28	62	3	1300
IL140-SF-TM	140	[1] PF140	[7] PF140-35-5-SP	46.0326	[2] TM70	[14] TM4-35-5-CB	46.0640	S180	12	31.0053	88	28	62	3	1500

Electrical: 115-120/60/1 (other electrical available, consult factory) *Pressure drop across PF/TMS/TM at rated flow is approximately 10 psi when new. **Dimensions for typical unit.