

B103-TM

Recessed Water Bottle Filling Station with Purifier



Water bottle filling station* and "Soft Touch" button valve shown in standard stainless steel satin finish

PRODUCT COMPLIANCE*

ADA Compliance
Buy America Act
CA Proposition 65
Components: CA NSF/ANSI 372-2011 (Lead Free)

*More available on request

*Hands Free" option available

Options and finishes may differ from image shown.

Dimensions in drawing subject to options selected.

Features

- Long-lasting, durable stainless steel water dispenser, promotes refilling of water bottles
- No plastic parts
- 100% made in the USA
- Manufactured with lead-free materials
- Tamper-proof splash guard welded to cover plate
- 16 ga. plate secured with tamper-resistant screws for added security
- One-piece cover plate with no seams or exposed edges
- Sleek, low maintenance modern design
- Options include sensor activation, bottle fillers, bottle counters, finishes, bubbler valves, and more...

B103-TM Models Include:

Purifier: Taste Master® TMS1-0.5

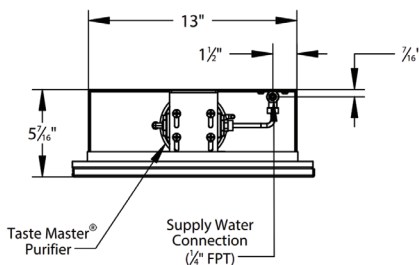
- **Construction:** Stainless steel housing
- **Element:** Carbon block removes particulates, cysts, chlorine, organic odors and tastes. Exclusive seal design negates bypassing and leaking.

Recommended Add-ons

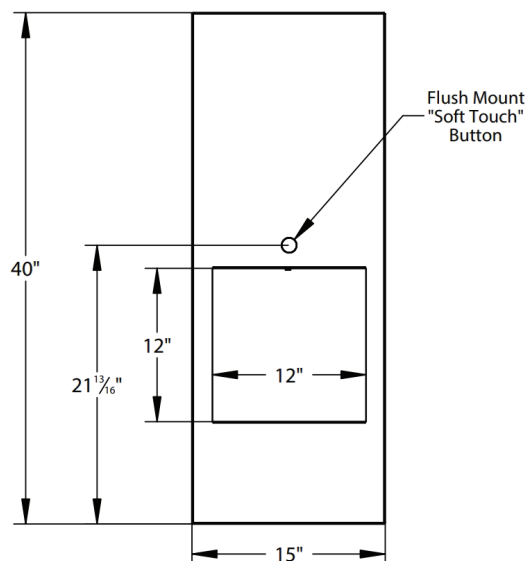
Chiller

Equip your fountain with a Filtrine point-of-use or remote chiller to cool your drinking water. We can help you select the most economic chiller model to fit your demand.

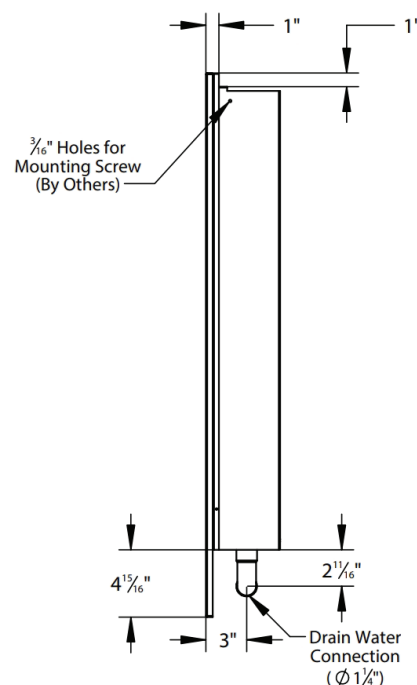
Top View



Front View



Side View



For options, finishes and more see page 2



Filtrine Drinking Water Non-Recessed Fountain Options

[S] - Standard

- ADA Compliant

Bottle Filling Station Models:

Purifier Model B103-TM

Ensure that your drinking water is of the highest quality by adding a Filtrine Taste Master® purifier to the bottle filling station. The 0.5 micron carbon block within the purifier removes lead, particulates, cysts, chlorine, organic odors and tastes.



Cup Dispensers Models B103-C2 & -CD2

Model B103-C2 water bottle fillers are equipped with dual cup dispensers (bottom loading) and hold approximately 100 standard paper cups. For convenient cup disposal, specify Filtrine's B103-CD2 models that come with a cup disposal bin.



Water Heater Model B103-C2-HC

Add a built-in "instant" water heater for hot beverages on demand. Our Model B103-C2-HC is the industry's only in-wall bottle filling station that dispenses both regular and hot drinking water.



Water Chiller Model FCC-B103

Equip your fountain with a Filtrine point-of-use or remote chiller to cool your drinking water. We can help you select the most economical chiller model to fit your demand.



Combination Model B103-107

Combine two of our most popular water dispensers in an all-in-one space-saving unit. Give users the option of filling a water bottle or drinking directly from a fountain



For the complete list of Bottle Filling models go to Filtrine.com

Bottle Filling Station Controls

☐ Flush Mounted
"Soft Touch" Push Button [S]



"Soft Touch" Button Material:

☐ Stainless Steel[S] ☐ Bronze

"Soft Touch" Button Finish:

☐ Satin ☐ Mirror ☐ Statuary Bronze
☐ Oil Rubbed Bronze ☐ Powder Coat _____

☐ Optional "Hands Free"
Sensor Activated Valve



• Features automatic shutoff with [20] second delay

"Hands Free" Sensor Activator

☐ Optional Bottle Counter

☐ Optional Bottle Decal

☐ Optional Downlight

Power Supply Options:
(Choose only one)

☐ Connect 12v Transformer to A/C Power Supply [S]
or

☐ Use 12v Wall Plug

120/60/1 Voltage Required

Optional Bottle Counter

Note: Only available with Hands Free units

• Digital display of approximate number of bottles saved through filler usage



Interior Surface Material: (Check One)

☐ Stainless Steel[S] ☐ Bronze

Interior Surface Finish: (Check One)

☐ Satin Stainless [S] ☐ Satin Bronze ☐ Statuary Bronze ☐ Oil-Rubbed Bronze ☐ Oil-Rubbed Bronze Powder Coat ☐ Powder Coat _____

Exterior Surface Material: (Check One)

☐ Stainless Steel[S] ☐ Bronze

Exterior Surface Finish: (Check One)

☐ Satin Stainless [S] ☐ Satin Bronze ☐ Statuary Bronze ☐ Oil-Rubbed Bronze ☐ Oil-Rubbed Bronze Powder Coat ☐ Powder Coat _____



Satin Stainless Steel [S]




Satin Bronze



Statuary Bronze



Oil Rubbed Bronze



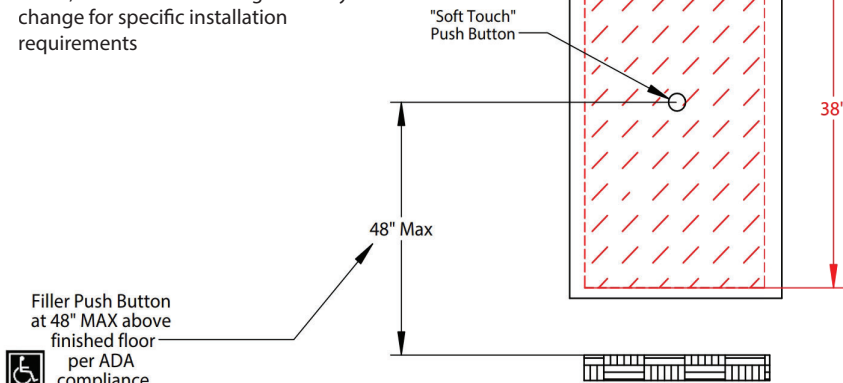
Powder Coat

B103-TM Installation Drawings

Rough-In Details

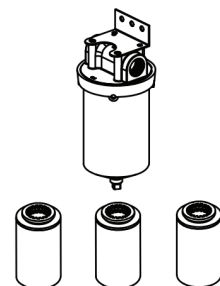
All views shown are for typical installation of B103-TM.

Views, dimensions and diagrams may change for specific installation requirements



Rough-In Dimensions (hatched, left)

MODEL	HEIGHT	WIDTH	DEPTH
B103-TM	38"	14"	5"

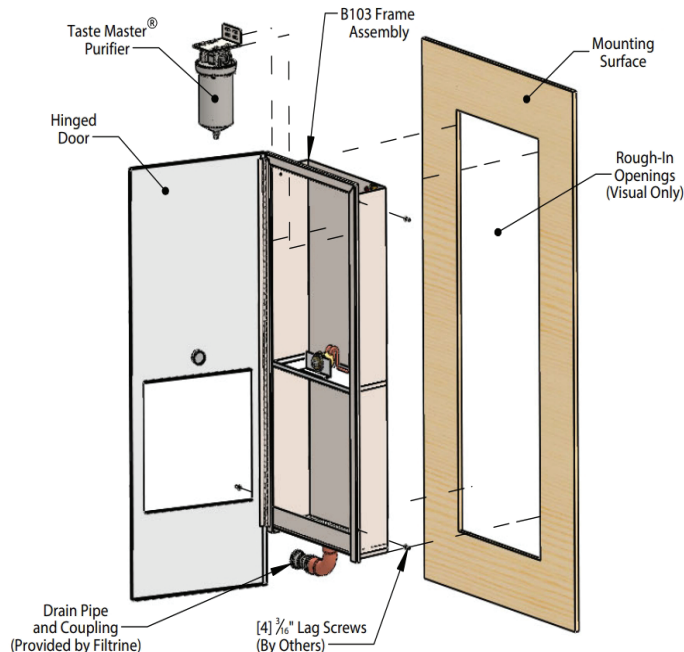


B103-TM Models Include Taste Master® Purifier with Three Elements

Typical Assembly Instructions (Always Install Per Local Code)

1. Cut rough opening for B103-TM filling station as shown above.
2. Install support blocking as required to fasten the unit high and low on both sides.
3. Run supply water lines to top of the rough-in opening for 1/4" FPT connection to stop valve at the purifier.
4. Run drain piping to bottom of opening for 1 1/4" slip coupling connection to the drain elbow.
5. Install the filling station in wall by fastening the B103-TM frame assembly to support blocking using 3/16" lag screws
6. Connect drain plumbing to drain trap and slip coupling (Provided by Filtrine).
7. Connect water line to 1/4" FPT connection at stop valve on purifier. Use plumber's tape and crescent wrench and insure all connections are tight.
8. Install filter cartridge in housing per instructions on filter.
9. Activate bottle filler with push button or sensor until all air in cooler tank and piping is purged out of the filler spout. Check flow by filling 12oz bottle in 15 seconds or less. If required, adjust flow regulator with screw driver per instructions in manual.

Exploded On-Wall Installation View B103-TM



Typical Drain Plumbing Detail (In-Wall Plumbing Provided by Others, Install Per Local Code)

